



MARRIAGE AND DIVORCE STATISTICS
1990-2018
By County of Issuance

Oklahoma State Department of Health
1000 N.E. 10th Street
Oklahoma City, OK 73117
www.ok.gov/health

Technical Notes

Total numbers only of marriages, absolute divorces and annulments are reported by county courts to the Oklahoma State Department of Health (OSDH). Marriage and divorce rates calculated are based on the total number of marriages, absolute divorces and annulments per 1,000 Oklahoma resident population. Data are tabulated on decrees issued in the state of Oklahoma, not by State of Residence. Therefore, marriages, divorces and annulments issued out of state to Oklahoma residents are not included while marriages, divorces and annulments issued in Oklahoma to out of state residents are included. Year of decree is defined as the year the decree was granted.

Viewed at either the individual level or the population level, marital status is a key variable in health, demographic, and policy research. As a result, national data on current marital status and on change in marital status is collected through a variety of Federal surveys and data systems. Among these systems are health surveys conducted by NCHS, the Current Population Survey conducted by the U.S. Bureau of the Census, and the records-based vital registration system conducted as a cooperative venture (the VSCP) between NCHS and the States. Within the VSCP, current marital status data are collected from birth certificates in the birth registration system resulting, for example, in data on out-of-wedlock births. Marital status is also collected from death certificates in the death registration system.

Revisions to marriages, marriage rate, divorces, and divorce rate for 2017 for McClain, McCurtain, McIntosh, Major, Marshall, and Mayes counties were made in Spetember 2019.

Additional national data for marriages and divorces can be found <https://www.cdc.gov/nchs/nvss/marriage-divorce.htm>.

Count of Oklahoma Marriage Licenses Issued (1990-2018) as reported by the Oklahoma State Courts Network

| | 1990 | 2000* | 2010 | 2012 | 2013 | 2014 | 2015 | 2016 | 2017** | 2018 |
|-----------------|---------------|---------------|---------------|---------------|---------------|---------------|---------------|---------------|---------------|---------------|
| Oklahoma | 33,249 | 25,617 | 27,012 | 28,293 | 27,275 | 29,313 | 29,018 | 27,967 | 28,013 | 26,331 |
| Adair | 134 | 105 | 115 | 127 | 122 | 147 | 108 | 111 | 117 | 108 |
| Alfalfa | 46 | 27 | 47 | 69 | 51 | 47 | 27 | 36 | 25 | 28 |
| Atoka | 121 | 78 | 80 | 85 | 96 | 89 | 79 | 101 | 67 | 90 |
| Beaver | 40 | 29 | 26 | 31 | 21 | 28 | 21 | 26 | 15 | 25 |
| Beckham | 192 | 118 | 165 | 187 | 174 | 202 | 196 | 174 | 189 | 156 |
| Blaine | 72 | 65 | 40 | 47 | 34 | 47 | 52 | 88 | 54 | 50 |
| Bryan | 638 | 417 | 409 | 440 | 487 | 515 | 608 | 458 | 504 | 369 |
| Caddo | 209 | 153 | 160 | 161 | 168 | 160 | 110 | 106 | 107 | 110 |
| Canadian | 517 | 366 | 773 | 790 | 778 | 728 | 663 | 671 | 645 | 622 |
| Carter | 562 | 357 | 380 | 395 | 391 | 457 | 449 | 360 | 373 | 312 |
| Cherokee | 243 | 214 | 283 | 322 | 299 | 300 | 242 | 329 | 290 | 324 |
| Choctaw | 239 | 144 | 192 | 149 | 144 | 167 | 191 | 169 | 197 | 151 |
| Cimarron | 34 | 16 | 15 | 16 | 18 | 11 | 11 | 8 | 10 | 11 |
| Cleveland | 1,320 | 1,042 | 1,671 | 2,010 | 1,918 | 1,901 | 1,573 | 1,526 | 1,517 | 1,411 |
| Coal | 48 | 22 | 33 | 38 | 31 | 35 | 36 | 45 | 34 | 26 |
| Comanche | 1,436 | 680 | 1,386 | 1,436 | 1,237 | 1,407 | 1,400 | 1,317 | 1,400 | 1,341 |
| Cotton | 34 | 38 | 37 | 41 | 35 | 43 | 28 | 28 | 29 | 35 |
| Craig | 98 | 77 | 111 | 96 | 86 | 96 | 77 | 88 | 90 | 68 |
| Creek | 583 | 353 | 569 | 552 | 555 | 542 | 531 | 523 | 610 | 541 |
| Custer | 227 | 185 | 205 | 220 | 185 | 173 | 158 | 151 | 181 | 138 |
| Delaware | 139 | 124 | 188 | 231 | 201 | 232 | 223 | 218 | 218 | 220 |
| Dewey | 28 | N/A | 25 | 29 | 32 | 49 | 43 | 42 | 42 | 25 |
| Ellis | 27 | 15 | 33 | 41 | 37 | 39 | 43 | 33 | 15 | 29 |
| Garfield | 621 | 454 | 480 | 507 | 558 | 560 | 530 | 488 | 503 | 407 |
| Garvin | 233 | 152 | 219 | 242 | 204 | 189 | 200 | 181 | 159 | 177 |
| Grady | 328 | 320 | 353 | 299 | 302 | 293 | 297 | 284 | 332 | 316 |
| Grant | 28 | 26 | 19 | 29 | 24 | 16 | 29 | 17 | 17 | 24 |
| Greer | 55 | 37 | 44 | 28 | 35 | 17 | 21 | 25 | 19 | 23 |
| Harmon | 24 | 11 | 12 | 13 | 20 | 18 | 13 | 8 | 12 | 19 |
| Harper | 33 | 25 | 29 | 22 | 45 | 32 | 38 | 33 | 28 | 17 |
| Haskell | 133 | 75 | 84 | 98 | 87 | 98 | 106 | 83 | 76 | 93 |
| Hughes | 78 | 64 | 79 | 79 | 84 | 76 | 58 | 75 | 62 | 55 |
| Jackson | 222 | 143 | 124 | 151 | 178 | 195 | 144 | 136 | 135 | 127 |
| Jefferson | 87 | 38 | 38 | 47 | 35 | 38 | 44 | 35 | 34 | 20 |
| Johnston | 63 | 56 | 49 | 71 | 65 | 60 | 48 | 68 | 63 | 60 |
| Kay | 419 | 335 | 364 | 362 | 363 | 425 | 297 | 312 | 338 | 316 |
| Kingfisher | 106 | 76 | 102 | 110 | 116 | 130 | 119 | 92 | 81 | 85 |
| Kiowa | 64 | 65 | 65 | 68 | 56 | 59 | 50 | 47 | 45 | 29 |
| Latimer | 82 | 16 | 55 | 85 | 80 | 73 | 49 | 59 | 40 | 51 |
| Le Flore | 389 | 225 | 317 | 314 | 286 | 344 | 368 | 339 | 317 | 340 |
| Lincoln | 191 | N/A | 200 | 199 | 195 | 170 | 176 | 143 | 169 | 209 |
| Logan | 204 | 232 | 259 | 233 | 247 | 242 | 112 | 202 | 218 | 202 |
| Love | 146 | 86 | 161 | 175 | 155 | 212 | 305 | 170 | 170 | 141 |
| McClain ** | 218 | 213 | 204 | 209 | 219 | 242 | 252 | 223 | 259 | 215 |
| McCurtain ** | 339 | 166 | 216 | 217 | 234 | 190 | 253 | 245 | 185 | 191 |
| McIntosh ** | 116 | 76 | 92 | 97 | 76 | 112 | 105 | 82 | 84 | 96 |

Count of Oklahoma Marriage Licenses Issued (1990-2018) as reported by the Oklahoma State Courts Network

| | 1990 | 2000* | 2010 | 2012 | 2013 | 2014 | 2015 | 2016 | 2017** | 2018 |
|-----------------|---------------|---------------|---------------|---------------|---------------|---------------|---------------|---------------|---------------|---------------|
| Oklahoma | 33,249 | 25,617 | 27,012 | 28,293 | 27,275 | 29,313 | 29,018 | 27,967 | 28,013 | 26,331 |
| Major ** | 62 | 37 | 43 | 49 | 56 | 65 | 62 | 47 | 50 | 52 |
| Marshall ** | 94 | 95 | 128 | 150 | 151 | 131 | 114 | 100 | 112 | 107 |
| Mayes ** | 222 | 184 | 261 | 269 | 232 | 287 | 256 | 293 | 266 | 256 |
| Murray | 123 | 79 | 105 | 98 | 109 | 130 | 105 | 104 | 88 | 105 |
| Muskogee | 611 | 413 | 528 | 556 | 458 | 496 | 500 | 510 | 550 | 506 |
| Noble | 83 | 64 | 73 | 62 | 78 | 63 | 46 | 76 | 61 | 69 |
| Nowata | 58 | 47 | 50 | 62 | 39 | 48 | 49 | 46 | 53 | 51 |
| Okfuskee | 76 | 59 | 73 | 82 | 56 | 74 | 54 | 69 | 68 | 56 |
| Oklahoma | 7,120 | 6,917 | 5,180 | 5,536 | 5,461 | 6,094 | 6,808 | 6,664 | 6,584 | 6,424 |
| Okmulgee | 284 | 200 | 286 | 219 | 266 | 292 | 264 | 226 | 208 | 210 |
| Osage | 122 | 99 | 106 | 107 | 105 | 98 | 120 | 109 | 106 | 121 |
| Ottawa | 3,466 | 2,262 | 1,216 | 1,148 | 932 | 1,008 | 1,000 | 951 | 814 | 742 |
| Pawnee | 114 | 82 | 72 | 80 | 72 | 95 | 76 | 84 | 82 | 81 |
| Payne | 551 | 348 | 523 | 503 | 478 | 494 | 521 | 490 | 484 | 471 |
| Pittsburg | 368 | 297 | 319 | 296 | 324 | 339 | 327 | 329 | 329 | 330 |
| Pontotoc | 356 | 329 | 370 | 374 | 360 | 390 | 303 | 299 | 298 | 317 |
| Pottawatomie | 551 | 531 | 516 | 513 | 526 | 556 | 594 | 560 | 523 | 498 |
| Pushmataha | 96 | 56 | 78 | 90 | 75 | 74 | 56 | 58 | 76 | 62 |
| Roger Mills | 32 | 17 | 16 | 21 | 19 | 30 | 38 | 20 | 26 | 23 |
| Rogers | 369 | 301 | 509 | 578 | 515 | 636 | 651 | 607 | 662 | 606 |
| Seminole | 199 | 122 | 157 | 171 | 151 | 117 | 147 | 148 | 142 | 111 |
| Sequoyah | 217 | 111 | 275 | 223 | 235 | 278 | 279 | 253 | 251 | 243 |
| Stephens | 300 | 258 | 297 | 256 | 258 | 277 | 250 | 269 | 267 | 237 |
| Texas | 137 | 109 | 139 | 142 | 136 | 135 | 148 | 150 | 130 | 135 |
| Tillman | 58 | 22 | 36 | 30 | 29 | 33 | 25 | 26 | 31 | 22 |
| Tulsa | 5,366 | 4,272 | 4,164 | 4,531 | 4,402 | 4,847 | 4,768 | 4,651 | 4,713 | 4,256 |
| Wagoner | 188 | 159 | 269 | 274 | 266 | 303 | 315 | 281 | 320 | 270 |
| Washington | 544 | 344 | 436 | 404 | 420 | 447 | 429 | 355 | 414 | 363 |
| Washita | 73 | 64 | 71 | 103 | 88 | 84 | 51 | 54 | 57 | 58 |
| Woods | 75 | 65 | 52 | 35 | 59 | 50 | 60 | 55 | 47 | 37 |
| Woodward | 168 | 158 | 156 | 163 | 155 | 136 | 119 | 128 | 126 | 109 |

*State total excludes Dewey and Lincoln County and due to non-report **2017 data revised September 2019

Oklahoma Marriage Rates (1990-2018) based on the number of marriage licenses issued in Oklahoma by County of Issue

| | 1990 | 2000* | 2010 | 2012 | 2013 | 2014 | 2015 | 2016 | 2017** | 2018 |
|-----------------|-------------|------------|------------|------------|------------|------------|------------|------------|------------|------------|
| Oklahoma | 10.6 | 7.4 | 7.2 | 7.4 | 7.1 | 7.6 | 7.4 | 7.1 | 7.1 | 6.7 |
| Adair | 7.3 | 5.0 | 5.1 | 5.7 | 5.5 | 6.6 | 4.9 | 5.0 | 5.3 | 4.9 |
| Alfalfa | 7.2 | 4.4 | 8.3 | 12.2 | 8.7 | 8.1 | 4.6 | 6.2 | 4.2 | 4.9 |
| Atoka | 9.5 | 5.6 | 5.6 | 6.1 | 6.9 | 6.5 | 5.7 | 7.3 | 4.8 | 6.5 |
| Beaver | 6.7 | 5.0 | 4.6 | 5.5 | 3.8 | 5.1 | 3.9 | 4.8 | 2.8 | 4.7 |
| Beckham | 10.2 | 6.0 | 7.5 | 8.1 | 7.4 | 8.5 | 8.2 | 7.7 | 8.7 | 7.2 |
| Blaine | 6.3 | 5.4 | 4.0 | 4.8 | 3.5 | 4.7 | 5.3 | 9.1 | 5.7 | 5.3 |
| Bryan | 19.8 | 11.4 | 9.6 | 10.1 | 11.0 | 11.6 | 13.5 | 10.0 | 10.9 | 7.8 |
| Caddo | 7.1 | 5.1 | 5.4 | 5.4 | 5.7 | 5.5 | 3.7 | 3.6 | 3.7 | 3.8 |
| Canadian | 6.9 | 4.1 | 6.6 | 6.4 | 6.2 | 5.6 | 5.0 | 4.9 | 4.6 | 4.3 |
| Carter | 13.1 | 7.8 | 8.0 | 8.2 | 8.1 | 9.4 | 9.2 | 7.4 | 7.7 | 6.5 |
| Cherokee | 7.1 | 5.0 | 6.0 | 6.7 | 6.2 | 6.2 | 5.0 | 6.8 | 5.9 | 6.7 |
| Choctaw | 15.6 | 9.4 | 12.6 | 9.8 | 9.6 | 11.0 | 12.7 | 11.4 | 13.3 | 10.3 |
| Cimarron | 10.3 | 5.1 | 6.1 | 6.7 | 7.7 | 4.8 | 5.0 | 3.7 | 4.6 | 5.1 |
| Cleveland | 7.6 | 5.0 | 6.5 | 7.6 | 7.1 | 7.0 | 5.7 | 5.5 | 5.4 | 5.0 |
| Coal | 8.4 | 3.7 | 5.6 | 6.4 | 5.3 | 6.0 | 6.4 | 8.0 | 6.0 | 4.7 |
| Comanche | 12.9 | 5.9 | 11.1 | 11.4 | 9.9 | 11.3 | 11.2 | 10.8 | 11.5 | 11.1 |
| Cotton | 5.1 | 5.7 | 6.0 | 6.7 | 5.7 | 7.0 | 4.7 | 4.7 | 5.0 | 6.1 |
| Craig | 7.0 | 5.2 | 7.4 | 6.5 | 5.9 | 6.6 | 5.2 | 6.0 | 6.3 | 4.8 |
| Creek | 9.6 | 5.2 | 8.1 | 7.8 | 7.9 | 7.7 | 7.5 | 7.3 | 8.5 | 7.6 |
| Custer | 8.5 | 7.1 | 7.5 | 7.7 | 6.3 | 5.9 | 5.3 | 5.2 | 6.3 | 4.8 |
| Delaware | 4.9 | 3.3 | 4.5 | 5.6 | 4.9 | 5.6 | 5.4 | 5.2 | 5.1 | 5.1 |
| Dewey | 5.1 | N/A | 5.2 | 6.1 | 6.6 | 10.0 | 8.6 | 8.7 | 8.6 | 5.1 |
| Ellis | 6.0 | 3.7 | 7.9 | 10.0 | 8.9 | 9.4 | 10.2 | 8.1 | 3.8 | 7.3 |
| Garfield | 11.0 | 7.9 | 7.9 | 8.3 | 9.0 | 8.9 | 8.3 | 7.8 | 8.2 | 6.7 |
| Garvin | 8.8 | 5.6 | 8.0 | 8.9 | 7.5 | 6.9 | 7.2 | 6.5 | 5.7 | 6.4 |
| Grady | 7.9 | 7.0 | 6.7 | 5.6 | 5.6 | 5.4 | 5.4 | 5.2 | 6.0 | 5.7 |
| Grant | 4.9 | 5.1 | 4.2 | 6.4 | 5.3 | 3.6 | 6.4 | 3.8 | 3.9 | 5.5 |
| Greer | 8.4 | 6.1 | 7.1 | 4.6 | 5.7 | 2.8 | 3.5 | 4.2 | 3.3 | 4.0 |
| Harmon | 6.4 | 3.4 | 4.1 | 4.5 | 7.0 | 6.4 | 4.7 | 3.0 | 4.5 | 7.1 |
| Harper | 8.1 | 7.1 | 7.9 | 6.0 | 11.8 | 8.4 | 10.1 | 8.9 | 7.4 | 4.5 |
| Haskell | 12.1 | 6.3 | 6.6 | 7.6 | 6.7 | 7.6 | 8.3 | 6.5 | 6.0 | 7.3 |
| Hughes | 6.0 | 4.5 | 5.6 | 5.7 | 6.1 | 5.5 | 4.2 | 5.5 | 4.7 | 4.1 |
| Jackson | 7.8 | 5.1 | 4.7 | 5.8 | 6.8 | 7.5 | 5.6 | 5.3 | 5.4 | 5.1 |
| Jefferson | 12.4 | 5.6 | 5.9 | 7.4 | 5.4 | 6.0 | 7.0 | 5.6 | 5.5 | 3.3 |
| Johnston | 6.3 | 5.3 | 4.5 | 6.5 | 5.9 | 5.4 | 4.4 | 6.1 | 5.7 | 5.5 |
| Kay | 8.7 | 7.0 | 7.8 | 7.9 | 8.0 | 9.3 | 6.5 | 6.9 | 7.6 | 7.2 |
| Kingfisher | 8.0 | 5.5 | 6.8 | 7.3 | 7.6 | 8.4 | 7.6 | 5.9 | 5.2 | 5.4 |
| Kiowa | 5.6 | 6.4 | 6.9 | 7.3 | 6.0 | 6.3 | 5.5 | 5.2 | 5.1 | 3.3 |
| Latimer | 7.9 | 1.5 | 4.9 | 7.7 | 7.4 | 6.8 | 4.7 | 5.7 | 3.8 | 5.0 |
| Le Flore | 9.0 | 4.7 | 6.3 | 6.3 | 5.7 | 6.9 | 7.4 | 6.8 | 6.4 | 6.8 |
| Lincoln | 6.6 | N/A | 5.8 | 5.8 | 5.7 | 4.9 | 5.0 | 4.1 | 4.8 | 6.0 |
| Logan | 7.0 | 6.8 | 6.2 | 5.3 | 5.6 | 5.3 | 2.4 | 4.3 | 4.7 | 4.3 |
| Love | 18.7 | 9.7 | 17.0 | 18.3 | 15.9 | 21.7 | 30.9 | 17.0 | 16.9 | 13.9 |
| McClain ** | 9.5 | 7.6 | 5.9 | 5.9 | 6.0 | 6.5 | 6.6 | 5.8 | 6.6 | 5.4 |
| McCurtain ** | 10.2 | 4.8 | 6.5 | 6.5 | 7.1 | 5.7 | 7.7 | 7.5 | 5.6 | 5.8 |

Oklahoma Marriage Rates (1990-2018) based on the number of marriage licenses issued in Oklahoma by County of Issue

| | 1990 | 2000* | 2010 | 2012 | 2013 | 2014 | 2015 | 2016 | 2017** | 2018 |
|--------------|-------|-------|------|------|------|------|------|------|--------|------|
| Oklahoma | 10.6 | 7.4 | 7.2 | 7.4 | 7.1 | 7.6 | 7.4 | 7.1 | 7.1 | 6.7 |
| McIntosh ** | 6.9 | 3.9 | 4.5 | 4.7 | 3.7 | 5.6 | 5.3 | 4.1 | 4.3 | 4.8 |
| Major ** | 7.8 | 4.9 | 5.7 | 6.4 | 7.3 | 8.4 | 8.0 | 6.0 | 6.5 | 6.8 |
| Marshall ** | 8.7 | 7.2 | 8.1 | 9.4 | 9.4 | 8.1 | 7.0 | 6.2 | 6.8 | 6.4 |
| Mayes ** | 6.6 | 4.8 | 6.3 | 6.5 | 5.7 | 7.0 | 6.3 | 7.2 | 6.5 | 6.2 |
| Murray | 10.3 | 6.3 | 7.8 | 7.2 | 7.9 | 9.4 | 7.5 | 7.5 | 6.4 | 7.5 |
| Muskogee | 9.0 | 5.9 | 7.4 | 7.9 | 6.5 | 7.1 | 7.2 | 7.3 | 8.0 | 7.4 |
| Noble | 7.5 | 5.6 | 6.3 | 5.4 | 6.8 | 5.5 | 4.0 | 6.7 | 5.4 | 6.1 |
| Nowata | 5.8 | 4.4 | 4.8 | 5.8 | 3.7 | 4.6 | 4.6 | 4.4 | 5.1 | 5.0 |
| Okfuskee | 6.6 | 5.0 | 6.0 | 6.6 | 4.5 | 6.1 | 4.4 | 5.7 | 5.6 | 4.6 |
| Oklahoma | 11.9 | 10.5 | 7.2 | 7.5 | 7.2 | 8.0 | 8.8 | 8.5 | 8.4 | 8.1 |
| Okmulgee | 7.8 | 5.0 | 7.1 | 5.5 | 6.7 | 7.5 | 6.7 | 5.8 | 5.3 | 5.5 |
| Osage | 2.9 | 2.2 | 2.2 | 2.2 | 2.2 | 2.0 | 2.5 | 2.3 | 2.2 | 2.6 |
| Ottawa | 113.2 | 68.1 | 38.2 | 35.6 | 28.9 | 31.4 | 31.3 | 30.0 | 26.0 | 23.8 |
| Pawnee | 7.3 | 4.9 | 4.3 | 4.9 | 4.4 | 5.8 | 4.6 | 5.1 | 5.0 | 4.9 |
| Payne | 9.0 | 5.1 | 6.8 | 6.4 | 6.0 | 6.2 | 6.4 | 6.0 | 5.9 | 5.7 |
| Pittsburg | 9.0 | 6.8 | 7.0 | 6.6 | 7.2 | 7.6 | 7.3 | 7.4 | 7.4 | 7.5 |
| Pontotoc | 10.4 | 9.4 | 9.8 | 9.9 | 9.5 | 10.3 | 7.9 | 7.8 | 7.8 | 8.3 |
| Pottawatomie | 9.4 | 8.1 | 7.4 | 7.2 | 7.4 | 7.7 | 8.3 | 7.7 | 7.2 | 6.9 |
| Pushmataha | 8.7 | 4.8 | 6.7 | 8.0 | 6.7 | 6.7 | 5.0 | 5.2 | 6.8 | 5.5 |
| Roger Mills | 7.8 | 5.0 | 4.4 | 5.6 | 5.1 | 8.0 | 10.0 | 5.5 | 7.0 | 6.3 |
| Rogers | 6.7 | 4.2 | 5.8 | 6.5 | 5.8 | 7.1 | 7.2 | 6.6 | 7.2 | 6.6 |
| Seminole | 7.9 | 4.9 | 6.2 | 6.7 | 5.9 | 4.6 | 5.8 | 5.9 | 5.7 | 4.5 |
| Sequoyah | 6.4 | 2.8 | 6.5 | 5.4 | 5.7 | 6.7 | 6.8 | 6.1 | 6.1 | 5.9 |
| Stephens | 7.1 | 6.0 | 6.6 | 5.7 | 5.7 | 6.2 | 5.6 | 6.1 | 6.2 | 5.5 |
| Texas | 8.3 | 5.4 | 6.7 | 6.6 | 6.2 | 6.2 | 6.9 | 7.1 | 6.2 | 6.6 |
| Tillman | 5.6 | 2.4 | 4.5 | 3.8 | 3.8 | 4.3 | 3.3 | 3.5 | 4.2 | 3.0 |
| Tulsa | 10.6 | 7.6 | 6.9 | 7.4 | 7.1 | 7.7 | 7.5 | 7.2 | 7.3 | 6.6 |
| Wagoner | 3.9 | 2.8 | 3.7 | 3.7 | 3.5 | 4.0 | 4.1 | 3.6 | 4.1 | 3.4 |
| Washington | 11.3 | 7.0 | 8.5 | 7.8 | 8.1 | 8.6 | 8.2 | 6.8 | 8.0 | 7.0 |
| Washita | 6.4 | 5.6 | 6.1 | 8.9 | 7.5 | 7.3 | 4.4 | 4.7 | 5.1 | 5.2 |
| Woods | 8.2 | 7.2 | 5.8 | 4.0 | 6.5 | 5.4 | 6.4 | 6.0 | 5.2 | 4.2 |
| Woodward | 8.9 | 8.6 | 7.8 | 7.9 | 7.3 | 6.3 | 5.5 | 6.1 | 6.2 | 5.4 |

*State total excludes Dewey and Lincoln County and due to non-report **2017 data revised September 2019

Count of Oklahoma Divorce Decrees Issued (1990-2018) as reported by the Oklahoma State Courts Network

| | 1990 | 2000 | 2010 | 2012 | 2013 | 2014 | 2015 | 2016 | 2017** | 2018 |
|-----------------|---------------|---------------|---------------|---------------|---------------|---------------|---------------|---------------|---------------|---------------|
| Oklahoma | 24,977 | 20,309 | 19,589 | 18,847 | 17,227 | 17,528 | 17,063 | 17,112 | 15,945 | 14,799 |
| Adair | 141 | 92 | 164 | 101 | 116 | 95 | 83 | 108 | 103 | 109 |
| Alfalfa | 39 | 28 | 18 | 23 | 10 | 21 | 14 | 16 | 17 | 23 |
| Atoka | 78 | 70 | 84 | 77 | 65 | 56 | 61 | 47 | 50 | 64 |
| Beaver | 30 | 16 | 19 | 28 | 16 | 17 | 22 | 38 | 18 | 19 |
| Beckham | 160 | 103 | 132 | 129 | 122 | 131 | 114 | 93 | 83 | 114 |
| Blaine | 69 | 42 | 50 | 39 | 53 | 43 | 38 | 38 | 26 | 34 |
| Bryan | 230 | 290 | 216 | 217 | 172 | 174 | 178 | 181 | 200 | 184 |
| Caddo | 165 | 158 | 126 | 103 | 100 | 92 | 64 | 95 | 68 | 82 |
| Canadian | 534 | 483 | 616 | 656 | 549 | 580 | 627 | 568 | 583 | 595 |
| Carter | 329 | 329 | 255 | 224 | 180 | 212 | 203 | 155 | 137 | 146 |
| Cherokee | 240 | 258 | 214 | 136 | 150 | 180 | 186 | 233 | 226 | 224 |
| Choctaw | 115 | 114 | 83 | 90 | 33 | 39 | 32 | 46 | 70 | 47 |
| Cimarron | 9 | 10 | 9 | 15 | 10 | 14 | 4 | 9 | 12 | 8 |
| Cleveland | 1,221 | 1,094 | 1,464 | 1,450 | 1,415 | 1,573 | 1,443 | 1,387 | 1,335 | 924 |
| Coal | 32 | 31 | 41 | 32 | 22 | 19 | 32 | 101 | 19 | 15 |
| Comanche | 1,059 | 795 | 982 | 856 | 801 | 827 | 711 | 632 | 656 | 700 |
| Cotton | 32 | 31 | 31 | 23 | 23 | 17 | 26 | 19 | 18 | 18 |
| Craig | 84 | 99 | 85 | 88 | 82 | 61 | 88 | 61 | 63 | 55 |
| Creek | 479 | 305 | 387 | 374 | 290 | 285 | 283 | 315 | 263 | 273 |
| Custer | 145 | 147 | 139 | 138 | 119 | 92 | 115 | 119 | 115 | 96 |
| Delaware | 160 | 216 | 195 | 212 | 198 | 205 | 202 | 190 | 182 | 177 |
| Dewey | 24 | 18 | 21 | 11 | 15 | 20 | 28 | 21 | 19 | 30 |
| Ellis | 24 | 19 | 23 | 19 | 13 | 23 | 23 | 17 | 10 | 16 |
| Garfield | 397 | 354 | 384 | 335 | 277 | 377 | 368 | 346 | 267 | 297 |
| Garvin | 157 | 181 | 144 | 146 | 140 | 128 | 97 | 146 | 127 | 116 |
| Grady | 286 | 307 | 296 | 289 | 297 | 242 | 229 | 248 | 216 | 247 |
| Grant | 20 | 13 | 11 | 23 | 14 | 11 | 9 | 16 | 14 | 23 |
| Greer | 42 | 42 | 12 | 24 | 48 | 13 | 23 | 27 | 29 | 24 |
| Harmon | 17 | 20 | 16 | 19 | 14 | 9 | 13 | 12 | 17 | 14 |
| Harper | 28 | 29 | 22 | 11 | 47 | 15 | 9 | 9 | 9 | 10 |
| Haskell | 103 | 143 | 85 | 72 | 73 | 65 | 71 | 47 | 45 | 46 |
| Hughes | 66 | 89 | 66 | 70 | 47 | 61 | 56 | 56 | 42 | 33 |
| Jackson | 201 | 214 | 175 | 142 | 137 | 134 | 119 | 107 | 111 | 113 |
| Jefferson | 57 | 43 | 41 | 30 | 30 | 26 | 25 | 17 | 18 | 21 |
| Johnston | 64 | 75 | 56 | 55 | 53 | 43 | 32 | 41 | 52 | 38 |
| Kay | 324 | 303 | 205 | 262 | 215 | 260 | 275 | 187 | 203 | 198 |
| Kingfisher | 81 | 69 | 57 | 81 | 66 | 50 | 43 | 50 | 49 | 40 |
| Kiowa | 53 | 54 | 41 | 43 | 42 | 33 | 43 | 46 | 19 | 18 |
| Latimer | 96 | 83 | 75 | 67 | 63 | 55 | 34 | 59 | 37 | 62 |
| Le Flore | 387 | 368 | 348 | 306 | 289 | 258 | 258 | 279 | 300 | 278 |
| Lincoln | 179 | 63 | 150 | 136 | 116 | 127 | 126 | 116 | 96 | 63 |
| Logan | 150 | 131 | 153 | 170 | 138 | 165 | 132 | 165 | 174 | 165 |
| Love | 71 | 39 | 49 | 61 | 49 | 43 | 35 | 50 | 46 | 42 |
| McClain ** | 117 | 155 | 179 | 166 | 152 | 168 | 163 | 154 | 176 | 153 |
| McCurtain ** | 172 | 222 | 217 | 148 | 159 | 130 | 120 | 144 | 154 | 127 |

Count of Oklahoma Divorce Decrees Issued (1990-2018) as reported by the Oklahoma State Courts Network

| | 1990 | 2000 | 2010 | 2012 | 2013 | 2014 | 2015 | 2016 | 2017** | 2018 |
|--------------|--------|--------|--------|--------|--------|--------|--------|--------|--------|--------|
| Oklahoma | 24,977 | 20,309 | 19,589 | 18,847 | 17,227 | 17,528 | 17,063 | 17,112 | 15,945 | 14,799 |
| McIntosh ** | 93 | 151 | 99 | 114 | 83 | 97 | 60 | 88 | 79 | 101 |
| Major ** | 34 | 31 | 27 | 21 | 26 | 38 | 28 | 31 | 30 | 31 |
| Marshall ** | 47 | 43 | 60 | 76 | 66 | 60 | 41 | 69 | 50 | 57 |
| Mayes ** | 254 | 281 | 222 | 217 | 217 | 206 | 200 | 200 | 160 | 167 |
| Murray | 80 | 97 | 60 | 67 | 87 | 52 | 71 | 64 | 65 | 56 |
| Muskogee | 529 | 507 | 395 | 344 | 326 | 350 | 344 | 343 | 328 | 294 |
| Noble | 63 | 23 | 56 | 46 | 49 | 25 | 43 | 48 | 26 | 37 |
| Nowata | 65 | 44 | 70 | 62 | 47 | 45 | 49 | 32 | 44 | 37 |
| Okfuskee | 57 | 48 | 58 | 54 | 49 | 55 | 45 | 44 | 29 | 34 |
| Oklahoma | 6,186 | 3,843 | 3,396 | 3,675 | 3,428 | 3,517 | 3,678 | 3,662 | 3,011 | 2,913 |
| Okmulgee | 283 | 270 | 194 | 187 | 205 | 187 | 207 | 157 | 164 | 149 |
| Osage | 209 | 221 | 153 | 134 | 118 | 141 | 93 | 84 | 88 | 90 |
| Ottawa | 159 | 185 | 129 | 151 | 141 | 141 | 123 | 134 | 125 | 115 |
| Pawnee | 112 | 90 | 84 | 111 | 78 | 54 | 29 | 6 | 14 | 14 |
| Payne | 351 | 342 | 249 | 261 | 239 | 255 | 254 | 233 | 234 | 240 |
| Pittsburg | 370 | 344 | 292 | 161 | 195 | 212 | 235 | 216 | 196 | 203 |
| Pontotoc | 218 | 192 | 166 | 155 | 182 | 153 | 175 | 135 | 159 | 129 |
| Pottawatomie | 390 | 274 | 365 | 304 | 319 | 284 | 324 | 296 | 274 | 270 |
| Pushmataha | 95 | 118 | 89 | 43 | 28 | 53 | 56 | 73 | 43 | 43 |
| Roger Mills | 19 | 29 | 19 | 23 | 15 | 11 | 13 | 17 | 17 | 21 |
| Rogers | 411 | 468 | 490 | 582 | 373 | 431 | 417 | 415 | 429 | 386 |
| Seminole | 136 | 114 | 114 | 119 | 99 | 90 | 89 | 94 | 60 | 71 |
| Sequoyah | 232 | 300 | 200 | 206 | 174 | 152 | 196 | 200 | 175 | 160 |
| Stephens | 285 | 285 | 251 | 264 | 251 | 202 | 248 | 211 | 246 | 198 |
| Texas | 86 | 78 | 85 | 94 | 72 | 70 | 74 | 80 | 91 | 73 |
| Tillman | 59 | 37 | 45 | 23 | 38 | 35 | 25 | 25 | 33 | 35 |
| Tulsa | 4,701 | 3,431 | 3,260 | 2,936 | 2,733 | 2,810 | 2,446 | 2,698 | 2,747 | 2,251 |
| Wagoner | 448 | 272 | 305 | 265 | 166 | 197 | 211 | 191 | 134 | 159 |
| Washington | 311 | 245 | 277 | 242 | 212 | 209 | 227 | 243 | 236 | 202 |
| Washita | 47 | 60 | 81 | 62 | 64 | 61 | 67 | 60 | 53 | 56 |
| Woods | 35 | 35 | 34 | 29 | 23 | 35 | 28 | 34 | 33 | 28 |
| Woodward | 145 | 106 | 128 | 122 | 104 | 111 | 110 | 118 | 98 | 98 |

**2017 data revised September 2019

Oklahoma Divorce Rates based on the number of Oklahoma Divorce Decrees Issued (1990-2018)

| | 1990 | 2000 | 2010 | 2012 | 2013 | 2014 | 2015 | 2016 | 2017** | 2018 |
|--------------|------|------|------|------|------|------|------|------|--------|------|
| Oklahoma | 8.0 | 5.9 | 5.2 | 5.0 | 4.5 | 4.5 | 4.4 | 4.4 | 4.1 | 3.8 |
| Adair | 7.7 | 4.4 | 7.3 | 4.5 | 5.2 | 4.3 | 3.8 | 4.9 | 4.7 | 4.9 |
| Alfalfa | 6.1 | 4.6 | 4.4 | 4.1 | 1.7 | 3.6 | 2.4 | 2.7 | 2.9 | 4.0 |
| Atoka | 6.1 | 5.1 | 5.9 | 5.5 | 5.1 | 4.1 | 4.5 | 3.4 | 3.6 | 4.6 |
| Beaver | 5.0 | 2.8 | 3.5 | 5.0 | 2.9 | 3.1 | 4.1 | 7.1 | 3.4 | 3.6 |
| Beckham | 8.5 | 5.2 | 6.1 | 5.6 | 5.2 | 5.5 | 4.8 | 4.2 | 3.8 | 5.3 |
| Blaine | 6.0 | 3.5 | 5.0 | 4.1 | 5.5 | 4.3 | 3.9 | 3.9 | 2.7 | 3.7 |
| Bryan | 7.3 | 7.9 | 5.1 | 5.0 | 3.9 | 3.9 | 4.0 | 4.0 | 4.3 | 3.9 |
| Caddo | 5.6 | 5.3 | 4.2 | 3.5 | 3.4 | 3.1 | 2.2 | 3.2 | 2.3 | 2.8 |
| Canadian | 7.2 | 5.5 | 5.3 | 5.4 | 4.4 | 4.5 | 4.7 | 4.2 | 4.2 | 4.1 |
| Carter | 7.8 | 7.3 | 5.4 | 4.7 | 3.7 | 4.3 | 4.2 | 3.2 | 2.8 | 3.0 |
| Cherokee | 7.0 | 6.1 | 4.5 | 2.8 | 3.1 | 3.7 | 3.9 | 4.8 | 4.6 | 4.6 |
| Choctaw | 8.1 | 7.4 | 5.5 | 5.9 | 2.2 | 2.6 | 2.1 | 3.1 | 4.7 | 3.2 |
| Cimarron | 2.7 | 3.2 | 3.6 | 6.3 | 4.3 | 6.1 | 1.8 | 4.2 | 5.6 | 3.7 |
| Cleveland | 7.0 | 5.3 | 5.7 | 5.5 | 5.3 | 5.9 | 5.3 | 5.0 | 4.8 | 3.3 |
| Coal | 5.6 | 5.2 | 6.9 | 5.7 | 3.9 | 3.4 | 5.7 | 17.9 | 3.4 | 2.9 |
| Comanche | 9.6 | 7.0 | 7.9 | 6.8 | 6.4 | 6.7 | 5.7 | 5.2 | 5.4 | 5.9 |
| Cotton | 4.8 | 4.8 | 5.3 | 3.7 | 3.7 | 2.8 | 4.3 | 3.2 | 3.1 | 3.1 |
| Craig | 6.0 | 6.6 | 5.7 | 6.0 | 5.6 | 4.2 | 5.9 | 4.2 | 4.4 | 3.8 |
| Creek | 8.0 | 4.6 | 5.5 | 5.3 | 4.1 | 4.0 | 4.0 | 4.4 | 3.7 | 3.8 |
| Custer | 5.5 | 5.6 | 5.1 | 4.8 | 4.1 | 3.2 | 3.9 | 4.1 | 4.0 | 3.3 |
| Delaware | 5.7 | 5.8 | 4.7 | 5.1 | 4.8 | 5.0 | 4.9 | 4.6 | 4.3 | 4.2 |
| Dewey | 4.3 | 3.8 | 4.3 | 2.3 | 3.1 | 4.5 | 5.6 | 4.4 | 3.9 | 6.3 |
| Ellis | 5.4 | 4.7 | 5.5 | 4.6 | 3.1 | 5.5 | 5.4 | 4.2 | 2.5 | 4.0 |
| Garfield | 7.1 | 6.1 | 6.4 | 5.5 | 4.5 | 6.0 | 5.8 | 5.6 | 4.4 | 4.9 |
| Garvin | 5.9 | 6.6 | 5.2 | 5.3 | 5.1 | 4.7 | 3.5 | 5.2 | 4.6 | 4.2 |
| Grady | 6.9 | 6.7 | 5.7 | 5.4 | 5.6 | 4.5 | 4.2 | 4.5 | 4.0 | 4.4 |
| Grant | 3.5 | 2.5 | 2.4 | 5.1 | 3.3 | 2.7 | 2.0 | 3.6 | 3.2 | 5.3 |
| Greer | 6.4 | 6.9 | 2.4 | 3.9 | 7.8 | 2.1 | 3.8 | 4.5 | 5.0 | 4.1 |
| Harmon | 4.5 | 6.1 | 5.5 | 6.5 | 4.9 | 3.2 | 4.7 | 4.4 | 6.3 | 5.3 |
| Harper | 6.9 | 8.2 | 6.0 | 3.0 | 12.3 | 3.9 | 2.4 | 2.4 | 2.4 | 2.6 |
| Haskell | 9.8 | 12.3 | 6.7 | 5.6 | 5.7 | 5.0 | 5.5 | 3.7 | 3.8 | 3.6 |
| Hughes | 5.5 | 6.3 | 4.7 | 5.1 | 3.4 | 4.4 | 4.1 | 4.1 | 3.2 | 2.5 |
| Jackson | 7.0 | 7.6 | 6.6 | 5.5 | 5.3 | 5.2 | 4.7 | 4.2 | 4.5 | 4.6 |
| Jefferson | 8.1 | 6.3 | 6.4 | 4.7 | 4.7 | 4.1 | 4.0 | 2.7 | 2.9 | 3.4 |
| Johnston | 6.4 | 7.1 | 5.2 | 5.1 | 4.8 | 3.9 | 2.9 | 3.7 | 4.8 | 3.5 |
| Kay | 6.8 | 6.4 | 4.4 | 5.7 | 4.7 | 5.7 | 6.1 | 4.2 | 4.6 | 4.5 |
| Kingfisher | 6.1 | 5.0 | 3.8 | 5.4 | 4.3 | 3.3 | 2.8 | 3.2 | 3.1 | 2.5 |
| Kiowa | 4.7 | 5.5 | 4.3 | 4.6 | 4.5 | 3.5 | 4.7 | 5.1 | 2.1 | 2.1 |
| Latimer | 9.3 | 7.9 | 6.8 | 6.1 | 5.8 | 5.1 | 3.2 | 5.7 | 3.6 | 6.1 |
| Le Flore | 9.0 | 7.7 | 6.9 | 6.1 | 5.8 | 5.2 | 5.2 | 5.6 | 6.0 | 5.6 |
| Lincoln | 6.1 | 2.0 | 4.4 | 4.0 | 3.4 | 3.7 | 3.6 | 3.3 | 2.7 | 1.8 |
| Logan | 5.2 | 3.9 | 3.6 | 3.9 | 3.1 | 3.6 | 2.9 | 3.5 | 3.7 | 3.5 |
| Love | 9.1 | 4.4 | 5.2 | 6.4 | 5.0 | 4.4 | 3.6 | 5.0 | 4.6 | 4.1 |
| McClain ** | 5.1 | 5.6 | 5.2 | 4.7 | 4.2 | 4.5 | 4.3 | 4.0 | 4.5 | 3.8 |
| McCurtain ** | 5.2 | 6.7 | 6.6 | 4.5 | 4.8 | 4.0 | 3.6 | 4.4 | 4.7 | 3.9 |

Oklahoma Divorce Rates based on the number of Oklahoma Divorce Decrees Issued (1990-2018)

| | 1990 | 2000 | 2010 | 2012 | 2013 | 2014 | 2015 | 2016 | 2017** | 2018 |
|--------------|------|------|------|------|------|------|------|------|--------|------|
| Oklahoma | 8.0 | 5.9 | 5.2 | 5.0 | 4.5 | 4.5 | 4.4 | 4.4 | 4.1 | 3.8 |
| McIntosh ** | 5.5 | 7.8 | 4.9 | 5.5 | 4.1 | 4.8 | 3.0 | 4.4 | 4.0 | 5.1 |
| Major ** | 4.3 | 4.2 | 3.6 | 2.7 | 3.4 | 4.9 | 3.6 | 4.0 | 3.9 | 4.1 |
| Marshall ** | 4.3 | 3.3 | 3.8 | 4.8 | 4.1 | 3.7 | 2.6 | 4.3 | 3.1 | 3.4 |
| Mayes ** | 7.6 | 7.4 | 5.4 | 5.3 | 5.3 | 5.0 | 4.9 | 4.9 | 3.9 | 4.1 |
| Murray | 6.7 | 7.8 | 4.4 | 4.9 | 6.3 | 3.8 | 5.1 | 4.6 | 4.7 | 4.0 |
| Muskogee | 7.8 | 7.3 | 5.6 | 4.9 | 4.7 | 5.0 | 4.9 | 4.9 | 4.7 | 4.3 |
| Noble | 5.7 | 2.2 | 4.8 | 4.0 | 4.3 | 2.2 | 3.7 | 4.2 | 2.3 | 3.3 |
| Nowata | 6.5 | 4.2 | 6.7 | 5.8 | 4.5 | 4.3 | 4.6 | 3.1 | 4.3 | 3.7 |
| Okfuskee | 4.9 | 4.1 | 4.7 | 4.5 | 4.0 | 4.5 | 3.8 | 3.6 | 2.4 | 2.8 |
| Oklahoma | 10.4 | 5.9 | 4.7 | 5.0 | 4.6 | 4.6 | 4.8 | 4.7 | 3.8 | 3.7 |
| Okmulgee | 7.8 | 6.8 | 4.9 | 4.7 | 5.2 | 4.8 | 5.3 | 4.0 | 4.2 | 3.9 |
| Osage | 5.1 | 5.0 | 3.2 | 2.8 | 2.5 | 3.0 | 1.9 | 1.8 | 1.9 | 1.9 |
| Ottawa | 5.2 | 5.6 | 4.1 | 5.0 | 4.4 | 4.4 | 3.8 | 4.2 | 4.0 | 3.7 |
| Pawnee | 7.3 | 5.4 | 5.1 | 6.7 | 4.7 | 3.3 | 1.8 | 0.4 | 0.8 | 0.9 |
| Payne | 5.8 | 5.0 | 3.2 | 3.3 | 3.0 | 3.2 | 3.1 | 2.9 | 2.9 | 2.9 |
| Pittsburg | 9.2 | 7.9 | 6.4 | 3.6 | 4.4 | 4.8 | 5.3 | 4.9 | 4.4 | 4.6 |
| Pontotoc | 6.4 | 5.5 | 4.4 | 4.1 | 4.8 | 4.0 | 4.6 | 3.5 | 4.2 | 3.4 |
| Pottawatomie | 6.7 | 4.2 | 5.2 | 4.3 | 4.5 | 4.0 | 4.5 | 4.1 | 3.8 | 3.7 |
| Pushmataha | 9.0 | 10.1 | 7.7 | 3.8 | 2.5 | 4.9 | 5.0 | 6.6 | 4.0 | 3.8 |
| Roger Mills | 4.6 | 8.5 | 5.2 | 6.1 | 4.0 | 2.9 | 3.4 | 4.7 | 4.6 | 5.7 |
| Rogers | 7.4 | 6.6 | 5.7 | 6.6 | 4.2 | 4.8 | 4.6 | 4.5 | 4.7 | 4.2 |
| Seminole | 5.5 | 4.6 | 4.5 | 4.7 | 3.9 | 3.5 | 3.5 | 3.7 | 2.4 | 2.9 |
| Sequoyah | 6.9 | 7.8 | 4.7 | 5.0 | 4.2 | 3.7 | 4.8 | 4.9 | 4.3 | 3.9 |
| Stephens | 6.8 | 6.6 | 5.6 | 5.9 | 5.6 | 4.5 | 5.6 | 4.8 | 5.7 | 4.6 |
| Texas | 5.2 | 3.9 | 4.1 | 4.4 | 3.3 | 3.2 | 3.4 | 3.8 | 4.4 | 3.6 |
| Tillman | 5.7 | 4.2 | 5.6 | 2.9 | 4.9 | 4.6 | 3.3 | 3.3 | 4.4 | 4.8 |
| Tulsa | 9.4 | 6.1 | 5.4 | 4.8 | 4.4 | 4.5 | 3.9 | 4.2 | 4.3 | 3.5 |
| Wagoner | 9.3 | 4.7 | 4.2 | 3.5 | 2.2 | 2.6 | 2.8 | 2.5 | 1.7 | 2.0 |
| Washington | 6.5 | 5.0 | 5.5 | 4.7 | 4.1 | 4.0 | 4.4 | 4.7 | 4.5 | 3.9 |
| Washita | 4.2 | 5.8 | 7.0 | 5.5 | 5.5 | 5.5 | 5.7 | 5.2 | 4.9 | 5.0 |
| Woods | 4.1 | 3.9 | 3.8 | 3.3 | 2.5 | 4.5 | 3.0 | 3.7 | 3.7 | 3.1 |
| Woodward | 7.8 | 5.8 | 6.4 | 5.9 | 4.9 | 5.2 | 5.1 | 5.7 | 4.8 | 4.8 |

2004-2013 divorce rates in prior reports did not include annulments. Annulments are included for all years in this report. **2017 data revised September 2019

Count of Oklahoma Annulments Issued (1990-2018) as reported by the Oklahoma State Courts Network

| | 1990 | 2000 | 2010 | 2012 | 2013 | 2014 | 2015 | 2016 | 2017 | 2018 |
|------------|------|------|------|------|------|------|------|------|------|------|
| Oklahoma | 197 | 139 | 99 | 76 | 88 | 78 | 60 | 33 | 57 | 54 |
| Adair | 1 | 1 | 1 | 0 | 0 | 1 | 0 | 0 | 0 | 0 |
| Alfalfa | 0 | 0 | 7 | 0 | 0 | 0 | 0 | 0 | 0 | 0 |
| Atoka | 0 | 0 | 0 | 0 | 6 | 0 | 1 | 0 | 0 | 0 |
| Beaver | 0 | 0 | 1 | 0 | 0 | 0 | 0 | 0 | 0 | 0 |
| Beckham | 0 | 0 | 2 | 1 | 1 | 0 | 0 | 2 | 0 | 0 |
| Blaine | 0 | 0 | 0 | 1 | 0 | 0 | 0 | 0 | 0 | 1 |
| Bryan | 5 | 0 | 1 | 1 | 0 | 0 | 0 | 0 | 0 | 1 |
| Caddo | 1 | 0 | 0 | 1 | 0 | 0 | 0 | 0 | 0 | 0 |
| Canadian | 1 | 2 | 2 | 3 | 2 | 3 | 3 | 0 | 3 | 4 |
| Carter | 4 | 2 | 1 | 0 | 1 | 0 | 0 | 0 | 0 | 0 |
| Cherokee | 0 | 1 | 0 | 1 | 1 | 1 | 1 | 1 | 0 | 0 |
| Choctaw | 9 | 0 | 0 | 0 | 0 | 0 | 0 | 0 | 0 | 0 |
| Cimarron | 0 | 0 | 0 | 0 | 0 | 0 | 0 | 0 | 0 | 0 |
| Cleveland | 9 | 8 | 6 | 2 | 8 | 8 | 7 | 3 | 5 | 4 |
| Coal | 0 | 0 | 0 | 2 | 1 | 1 | 0 | 0 | 0 | 1 |
| Comanche | 10 | 5 | 10 | 1 | 3 | 6 | 1 | 2 | 2 | 6 |
| Cotton | 0 | 1 | 2 | 0 | 0 | 0 | 0 | 0 | 0 | 0 |
| Craig | 0 | 0 | 1 | 1 | 0 | 0 | 0 | 0 | 0 | 0 |
| Creek | 5 | 3 | 1 | 0 | 2 | 1 | 2 | 2 | 1 | 0 |
| Custer | 2 | 0 | 0 | 0 | 0 | 1 | 0 | 0 | 1 | 1 |
| Delaware | 1 | 0 | 1 | 0 | 1 | 1 | 0 | 0 | 2 | 2 |
| Dewey | 0 | 0 | 0 | 0 | 0 | 2 | 0 | 0 | 0 | 1 |
| Ellis | 0 | 0 | 0 | 0 | 0 | 0 | 0 | 0 | 0 | 0 |
| Garfield | 5 | 0 | 2 | 1 | 2 | 1 | 0 | 2 | 2 | 0 |
| Garvin | 1 | 0 | 0 | 0 | 0 | 1 | 0 | 0 | 0 | 0 |
| Grady | 3 | 0 | 1 | 0 | 1 | 0 | 1 | 0 | 2 | 0 |
| Grant | 0 | 0 | 0 | 0 | 1 | 1 | 0 | 0 | 0 | 0 |
| Greer | 0 | 0 | 3 | 0 | 0 | 0 | 0 | 0 | 0 | 0 |
| Harmon | 0 | 0 | 0 | 0 | 0 | 0 | 0 | 0 | 0 | 0 |
| Harper | 0 | 0 | 0 | 0 | 0 | 0 | 0 | 0 | 0 | 0 |
| Haskell | 4 | 2 | 0 | 1 | 1 | 0 | 0 | 0 | 3 | 0 |
| Hughes | 5 | 0 | 0 | 0 | 0 | 0 | 0 | 0 | 0 | 0 |
| Jackson | 0 | 1 | 0 | 1 | 0 | 0 | 0 | 0 | 1 | 1 |
| Jefferson | 0 | 0 | 0 | 0 | 0 | 0 | 0 | 0 | 0 | 0 |
| Johnston | 0 | 0 | 1 | 1 | 0 | 0 | 0 | 0 | 1 | 0 |
| Kay | 1 | 3 | 0 | 0 | 0 | 0 | 0 | 1 | 0 | 0 |
| Kingfisher | 0 | 0 | 0 | 0 | 0 | 1 | 1 | 0 | 0 | 0 |
| Kiowa | 0 | 2 | 0 | 0 | 0 | 0 | 0 | 0 | 0 | 0 |
| Latimer | 0 | 1 | 1 | 0 | 0 | 0 | 0 | 0 | 0 | 0 |
| Le Flore | 2 | 0 | 0 | 0 | 0 | 0 | 0 | 0 | 0 | 0 |
| Lincoln | 0 | 1 | 0 | 0 | 0 | 0 | 0 | 0 | 0 | 0 |
| Logan | 0 | 2 | 0 | 2 | 1 | 0 | 1 | 0 | 1 | 1 |
| Love | 0 | 0 | 0 | 0 | 0 | 0 | 1 | 0 | 0 | 0 |
| McClain | 0 | 1 | 0 | 0 | 0 | 1 | 0 | 0 | 0 | 0 |
| McCurtain | 0 | 8 | 1 | 0 | 0 | 1 | 0 | 0 | 0 | 0 |

Revised Population Estimates: 1990-2018

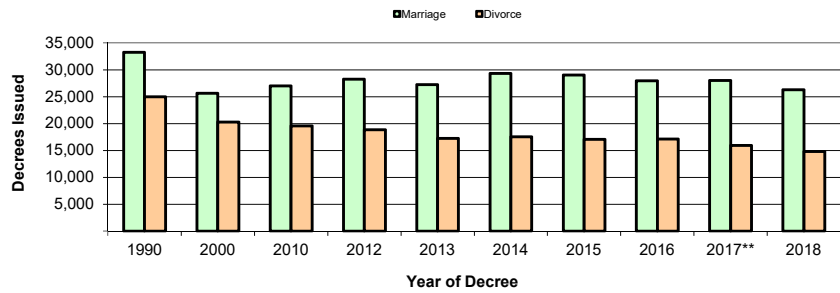
| | July 1, 1990 Estimate | July 1, 2000 Estimate | July 1, 2010 Estimate | July 1, 2012 Estimate* | July 1, 2013 Estimate* | July 1, 2014 Estimate | July 1, 2015 Estimate | July 1, 2016 Estimate | July 1, 2017 Estimate | July 1, 2018 Estimate |
|-----------------|-----------------------------|-----------------------------|-----------------------------|------------------------------|------------------------------|-----------------------------|-----------------------------|-----------------------------|-----------------------------|-----------------------------|
| Oklahoma | 3,148,825 | 3,454,365 | 3,760,184 | 3,814,820 | 3,850,568 | 3,878,051 | 3,911,338 | 3,923,561 | 3,930,864 | 3,943,079 |
| Adair | 18,444 | 21,031 | 22,748 | 22,286 | 22,194 | 22,186 | 22,004 | 22,098 | 21,909 | 22,082 |
| Alfalfa | 6,384 | 6,080 | 5,643 | 5,666 | 5,847 | 5,790 | 5,868 | 5,827 | 5,907 | 5,754 |
| Atoka | 12,773 | 13,820 | 14,215 | 14,007 | 13,898 | 13,796 | 13,793 | 13,810 | 13,887 | 13,838 |
| Beaver | 5,982 | 5,782 | 5,650 | 5,591 | 5,566 | 5,486 | 5,427 | 5,382 | 5,315 | 5,319 |
| Beckham | 18,770 | 19,777 | 22,029 | 23,081 | 23,637 | 23,691 | 23,768 | 22,519 | 21,793 | 21,709 |
| Blaine | 11,453 | 11,959 | 9,906 | 9,785 | 9,720 | 9,917 | 9,833 | 9,643 | 9,498 | 9,485 |
| Bryan | 32,143 | 36,604 | 42,572 | 43,399 | 44,244 | 44,486 | 44,884 | 45,573 | 46,319 | 47,192 |
| Caddo | 29,421 | 30,037 | 29,670 | 29,678 | 29,594 | 29,317 | 29,343 | 29,557 | 29,173 | 28,977 |
| Canadian | 74,662 | 88,230 | 116,318 | 122,560 | 126,123 | 129,582 | 133,378 | 136,532 | 139,926 | 144,447 |
| Carter | 42,899 | 45,547 | 47,622 | 48,085 | 48,491 | 48,821 | 48,689 | 48,556 | 48,190 | 48,177 |
| Cherokee | 34,170 | 42,635 | 47,165 | 48,150 | 48,017 | 48,341 | 48,447 | 48,700 | 48,888 | 48,675 |
| Choctaw | 15,317 | 15,325 | 15,229 | 15,182 | 15,045 | 15,161 | 14,997 | 14,885 | 14,863 | 14,668 |
| Cimarron | 3,294 | 3,121 | 2,470 | 2,385 | 2,335 | 2,294 | 2,216 | 2,162 | 2,154 | 2,153 |
| Cleveland | 174,716 | 208,614 | 256,932 | 265,638 | 269,340 | 269,908 | 274,458 | 278,655 | 279,641 | 281,669 |
| Coal | 5,740 | 6,009 | 5,911 | 5,963 | 5,867 | 5,807 | 5,651 | 5,651 | 5,642 | 5,520 |
| Comanche | 111,473 | 115,082 | 125,418 | 126,390 | 124,937 | 125,033 | 124,648 | 122,136 | 121,526 | 120,422 |
| Cotton | 6,639 | 6,613 | 6,193 | 6,155 | 6,152 | 6,150 | 5,996 | 5,941 | 5,823 | 5,776 |
| Craig | 14,069 | 14,928 | 15,068 | 14,748 | 14,672 | 14,582 | 14,818 | 14,625 | 14,327 | 14,306 |
| Creek | 60,813 | 67,507 | 70,141 | 70,651 | 70,470 | 70,632 | 70,892 | 71,312 | 71,704 | 71,604 |
| Custer | 26,814 | 26,066 | 27,515 | 28,536 | 29,377 | 29,500 | 29,744 | 29,293 | 28,800 | 29,036 |
| Delaware | 28,134 | 37,108 | 41,548 | 41,441 | 41,377 | 41,446 | 41,459 | 41,598 | 42,602 | 42,733 |
| Dewey | 5,537 | 4,714 | 4,831 | 4,783 | 4,844 | 4,914 | 4,995 | 4,819 | 4,878 | 4,894 |
| Ellis | 4,469 | 4,050 | 4,154 | 4,104 | 4,170 | 4,150 | 4,231 | 4,080 | 3,966 | 3,952 |
| Garfield | 56,686 | 57,721 | 60,745 | 61,189 | 62,267 | 63,091 | 63,569 | 62,603 | 61,581 | 60,913 |
| Garvin | 26,578 | 27,258 | 27,528 | 27,297 | 27,334 | 27,561 | 27,755 | 27,838 | 27,909 | 27,811 |
| Grady | 41,660 | 45,534 | 52,508 | 53,118 | 53,685 | 53,854 | 54,648 | 54,655 | 54,943 | 55,551 |
| Grant | 5,677 | 5,127 | 4,544 | 4,516 | 4,528 | 4,501 | 4,523 | 4,465 | 4,395 | 4,326 |
| Greer | 6,525 | 6,044 | 6,212 | 6,082 | 6,171 | 6,151 | 6,070 | 5,998 | 5,843 | 5,821 |
| Harmon | 3,774 | 3,272 | 2,928 | 2,906 | 2,869 | 2,798 | 2,788 | 2,704 | 2,689 | 2,664 |
| Harper | 4,050 | 3,537 | 3,688 | 3,676 | 3,813 | 3,812 | 3,754 | 3,717 | 3,808 | 3,797 |
| Haskell | 10,960 | 11,818 | 12,771 | 12,938 | 13,052 | 12,896 | 12,845 | 12,747 | 12,763 | 12,668 |
| Hughes | 12,976 | 14,106 | 14,027 | 13,836 | 13,823 | 13,806 | 13,735 | 13,566 | 13,302 | 13,335 |
| Jackson | 28,638 | 28,278 | 26,481 | 26,237 | 26,088 | 25,998 | 25,574 | 25,497 | 25,125 | 24,949 |
| Jefferson | 7,012 | 6,773 | 6,452 | 6,377 | 6,432 | 6,292 | 6,276 | 6,230 | 6,183 | 6,123 |
| Johnston | 10,030 | 10,521 | 11,005 | 11,003 | 10,990 | 11,103 | 10,980 | 11,087 | 11,060 | 10,949 |
| Kay | 48,029 | 47,954 | 46,447 | 45,831 | 45,633 | 45,478 | 45,366 | 44,943 | 44,544 | 44,161 |
| Kingfisher | 13,177 | 13,898 | 15,073 | 15,005 | 15,276 | 15,532 | 15,584 | 15,638 | 15,669 | 15,816 |
| Kiowa | 11,337 | 10,201 | 9,427 | 9,310 | 9,341 | 9,336 | 9,144 | 9,077 | 8,893 | 8,729 |
| Latimer | 10,364 | 10,661 | 11,150 | 11,019 | 10,775 | 10,693 | 10,483 | 10,414 | 10,411 | 10,231 |
| Le Flore | 43,427 | 48,104 | 50,520 | 49,873 | 49,774 | 49,761 | 49,605 | 49,873 | 49,731 | 49,980 |
| Lincoln | 29,123 | 32,155 | 34,293 | 34,189 | 34,351 | 34,619 | 35,042 | 35,129 | 35,142 | 34,920 |
| Logan | 29,080 | 33,967 | 42,029 | 43,666 | 44,422 | 45,276 | 45,996 | 46,588 | 46,784 | 47,291 |
| Love | 7,788 | 8,826 | 9,446 | 9,558 | 9,742 | 9,773 | 9,870 | 9,997 | 10,034 | 10,134 |
| McClain | 22,873 | 27,863 | 34,733 | 35,613 | 36,511 | 37,313 | 38,066 | 38,682 | 39,343 | 39,985 |
| McCurtain | 33,386 | 34,348 | 33,167 | 33,203 | 33,065 | 33,050 | 33,048 | 32,822 | 32,808 | 32,703 |
| McIntosh | 16,770 | 19,432 | 20,288 | 20,584 | 20,493 | 20,088 | 19,990 | 19,815 | 19,742 | 19,815 |

Revised Population Estimates: 1990-2018

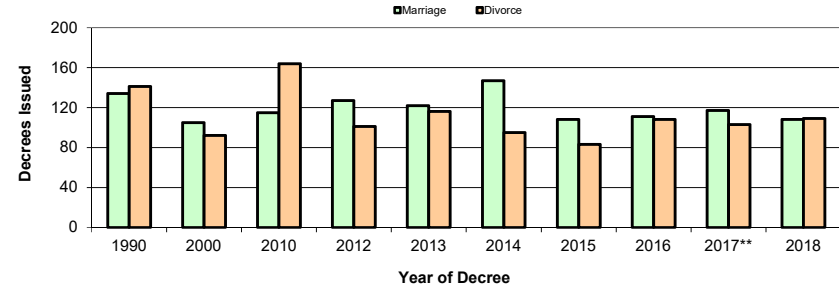
| | July 1, 1990 Estimate | July 1, 2000 Estimate | July 1, 2010 Estimate | July 1, 2012 Estimate* | July 1, 2013 Estimate* | July 1, 2014 Estimate | July 1, 2015 Estimate | July 1, 2016 Estimate | July 1, 2017 Estimate | July 1, 2018 Estimate |
|-----------------|-----------------------------|-----------------------------|-----------------------------|------------------------------|------------------------------|-----------------------------|-----------------------------|-----------------------------|-----------------------------|-----------------------------|
| Oklahoma | 3,148,825 | 3,454,365 | 3,760,184 | 3,814,820 | 3,850,568 | 3,878,051 | 3,911,338 | 3,923,561 | 3,930,864 | 3,943,079 |
| Major | 7,999 | 7,536 | 7,516 | 7,683 | 7,683 | 7,750 | 7,771 | 7,772 | 7,693 | 7,644 |
| Marshall | 10,847 | 13,170 | 15,876 | 15,957 | 15,988 | 16,182 | 16,232 | 16,191 | 16,434 | 16,806 |
| Mayes | 33,440 | 38,413 | 41,280 | 41,168 | 40,804 | 40,816 | 40,887 | 40,920 | 40,921 | 41,107 |
| Murray | 11,979 | 12,582 | 13,510 | 13,663 | 13,712 | 13,803 | 13,936 | 13,918 | 13,853 | 13,953 |
| Muskogee | 68,153 | 69,418 | 71,116 | 70,596 | 70,303 | 69,966 | 69,699 | 69,477 | 69,086 | 68,362 |
| Noble | 11,041 | 11,385 | 11,555 | 11,522 | 11,446 | 11,494 | 11,554 | 11,384 | 11,277 | 11,289 |
| Nowata | 9,956 | 10,583 | 10,518 | 10,611 | 10,555 | 10,524 | 10,539 | 10,419 | 10,306 | 10,218 |
| Okfuskee | 11,581 | 11,841 | 12,228 | 12,358 | 12,377 | 12,186 | 12,181 | 12,167 | 12,140 | 12,098 |
| Oklahoma | 600,398 | 661,769 | 721,298 | 741,781 | 755,245 | 766,215 | 776,864 | 782,970 | 787,958 | 792,582 |
| Okmulgee | 36,478 | 39,625 | 40,144 | 39,625 | 39,438 | 39,095 | 39,187 | 39,213 | 38,930 | 38,335 |
| Osage | 41,603 | 44,579 | 47,412 | 47,917 | 47,987 | 47,981 | 47,887 | 47,806 | 47,233 | 47,014 |
| Ottawa | 30,615 | 33,214 | 31,851 | 32,236 | 32,245 | 32,105 | 31,981 | 31,691 | 31,312 | 31,175 |
| Pawnee | 15,552 | 16,684 | 16,576 | 16,474 | 16,513 | 16,401 | 16,436 | 16,485 | 16,472 | 16,390 |
| Payne | 61,496 | 68,350 | 77,444 | 78,399 | 79,066 | 80,264 | 80,850 | 81,131 | 81,575 | 82,040 |
| Pittsburg | 40,978 | 43,982 | 45,788 | 45,048 | 44,703 | 44,626 | 44,610 | 44,173 | 44,184 | 43,877 |
| Pontotoc | 34,112 | 35,148 | 37,586 | 37,958 | 37,992 | 38,005 | 38,194 | 38,330 | 38,224 | 38,247 |
| Pottawatomie | 58,809 | 65,647 | 69,646 | 70,760 | 71,158 | 71,811 | 71,875 | 72,290 | 72,226 | 72,679 |
| Pushmataha | 10,975 | 11,638 | 11,579 | 11,205 | 11,233 | 11,125 | 11,183 | 11,057 | 11,173 | 11,179 |
| Roger Mills | 4,113 | 3,426 | 3,643 | 3,774 | 3,743 | 3,761 | 3,788 | 3,640 | 3,716 | 3,656 |
| Rogers | 55,357 | 71,383 | 87,042 | 88,367 | 89,044 | 89,815 | 90,802 | 91,766 | 91,444 | 91,984 |
| Seminole | 25,308 | 24,963 | 25,451 | 25,450 | 25,426 | 25,421 | 25,548 | 25,207 | 24,878 | 24,578 |
| Sequoyah | 33,866 | 39,040 | 42,435 | 41,398 | 41,218 | 41,358 | 41,153 | 41,294 | 41,252 | 41,179 |
| Stephens | 42,193 | 43,116 | 45,093 | 44,779 | 44,919 | 44,493 | 44,581 | 44,090 | 43,332 | 43,265 |
| Texas | 16,460 | 20,161 | 20,855 | 21,498 | 22,081 | 21,853 | 21,489 | 21,098 | 20,900 | 20,455 |
| Tillman | 10,323 | 9,247 | 7,999 | 7,822 | 7,711 | 7,628 | 7,515 | 7,465 | 7,433 | 7,348 |
| Tulsa | 505,289 | 563,748 | 605,413 | 613,816 | 622,409 | 629,598 | 639,242 | 642,940 | 646,266 | 648,360 |
| Wagoner | 48,027 | 57,711 | 73,395 | 75,030 | 75,700 | 75,702 | 76,559 | 77,679 | 78,657 | 80,110 |
| Washington | 48,338 | 48,987 | 51,048 | 51,633 | 51,577 | 51,937 | 52,021 | 52,087 | 51,932 | 51,843 |
| Washita | 11,445 | 11,497 | 11,618 | 11,622 | 11,678 | 11,547 | 11,661 | 11,447 | 11,134 | 11,127 |
| Woods | 9,107 | 9,049 | 8,895 | 8,832 | 9,041 | 9,288 | 9,304 | 9,201 | 9,031 | 8,897 |
| Woodward | 18,951 | 18,436 | 19,964 | 20,548 | 21,221 | 21,529 | 21,559 | 20,814 | 20,459 | 20,222 |

*Estimates for 2012-2013 are based on the 2012 vintage, U.S. Census.

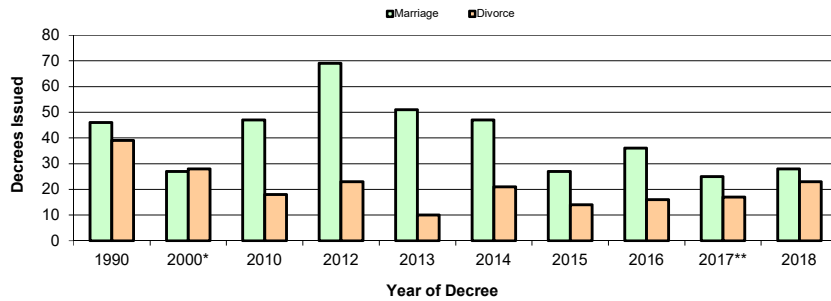
Total Number of Marriage and Divorce Decrees Reported Issued in Oklahoma, by Year of Decree



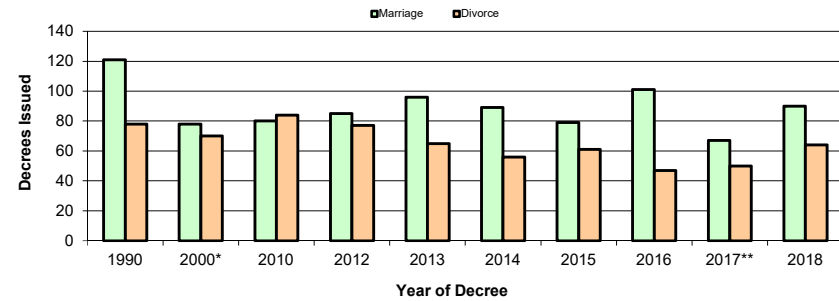
Number of Marriage and Divorce Decrees Reported Issued by Adair County



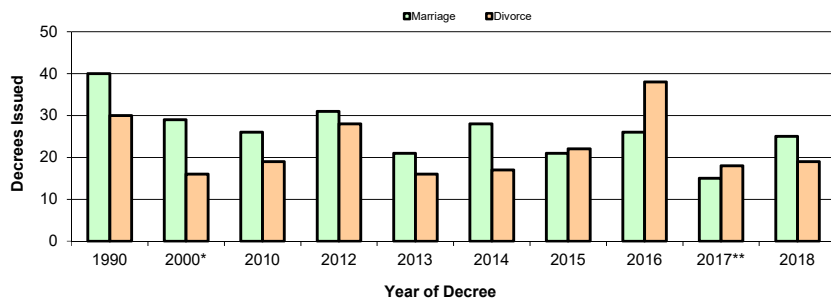
Number of Marriage and Divorce Decrees Reported Issued by Alfalfa County



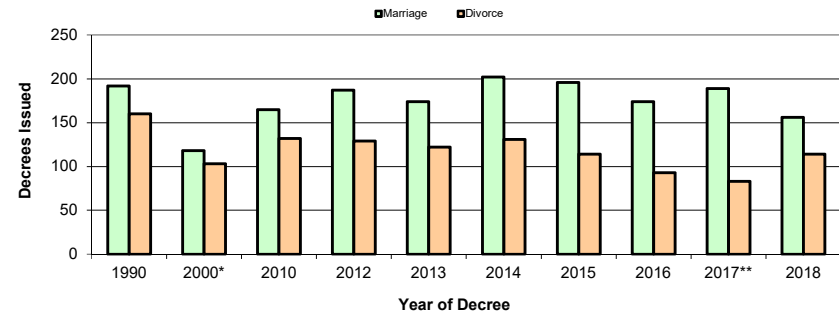
Number of Marriage and Divorce Decrees Reported Issued by Atoka County



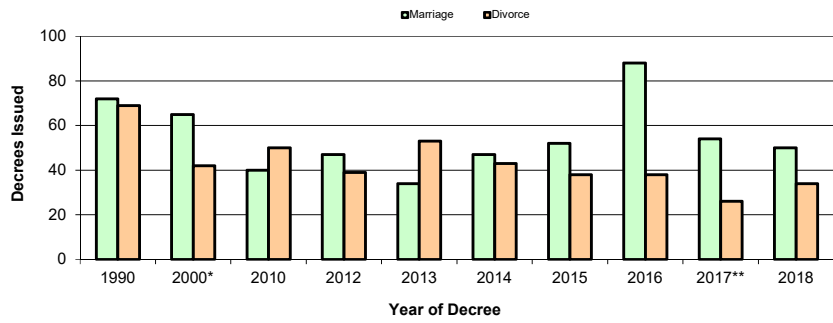
Number of Marriage and Divorce Decrees Reported Issued by Beaver County



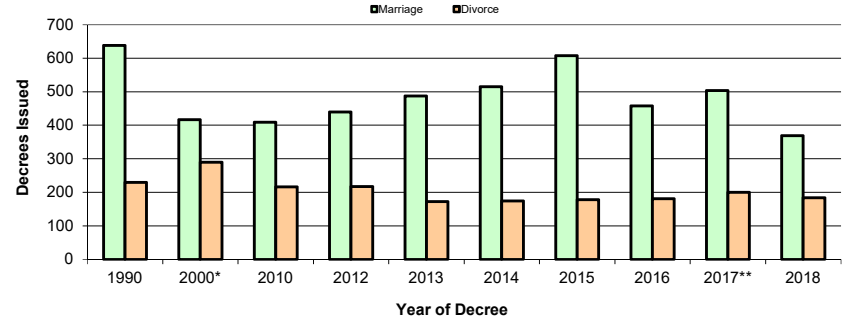
Number of Marriage and Divorce Decrees Reported Issued by Beckham County



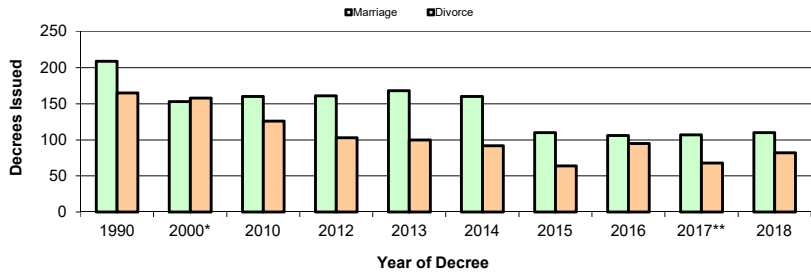
Number of Marriage and Divorce Decrees Reported Issued by Blaine County



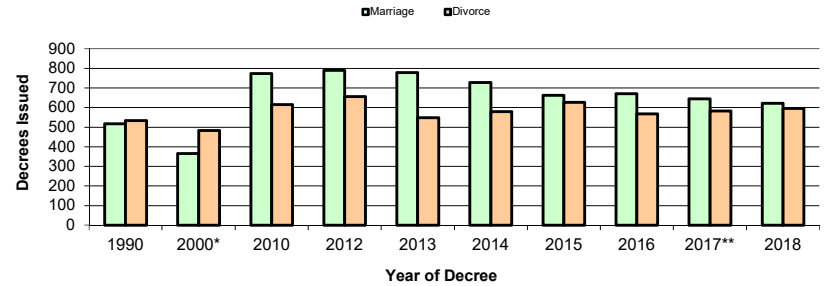
Number of Marriage and Divorce Decrees Reported Issued by Bryan County



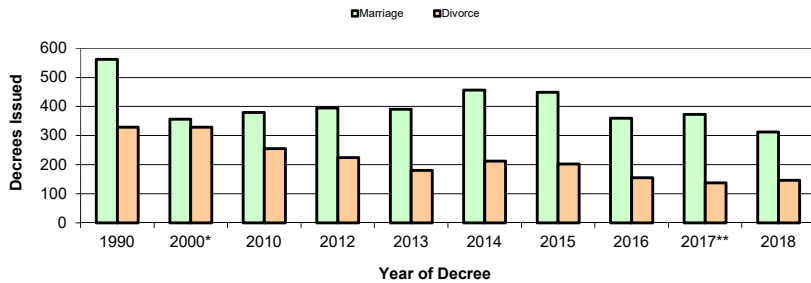
Number of Marriage and Divorce Decrees Reported Issued by Caddo County



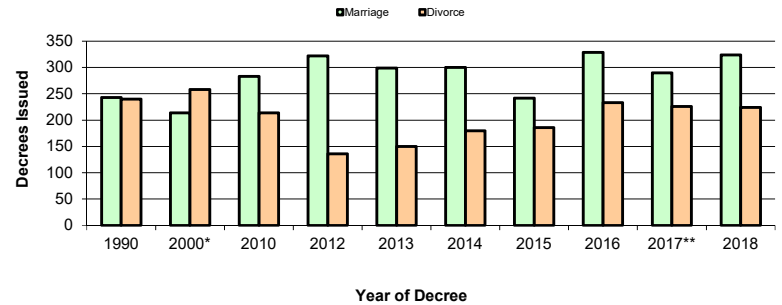
Number of Marriage and Divorce Decrees Reported Issued by Canadian County



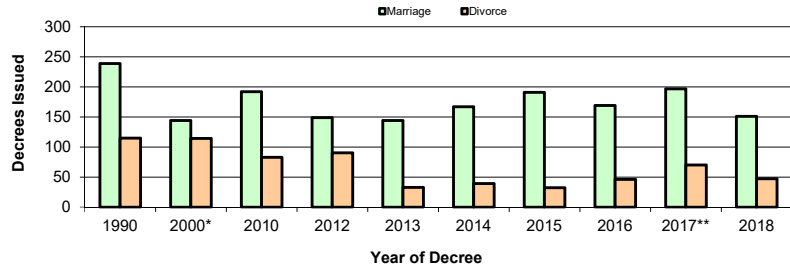
Number of Marriage and Divorce Decrees Reported Issued by Carter County



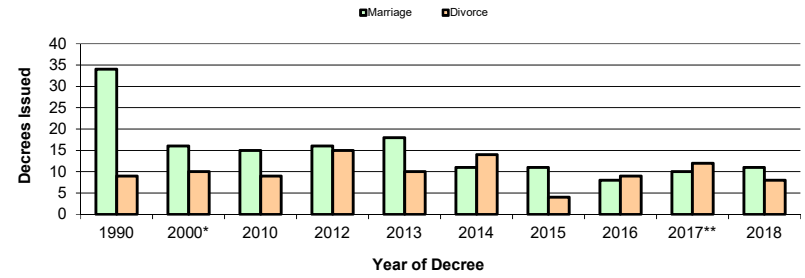
Number of Marriage and Divorce Decrees Reported Issued by Cherokee County



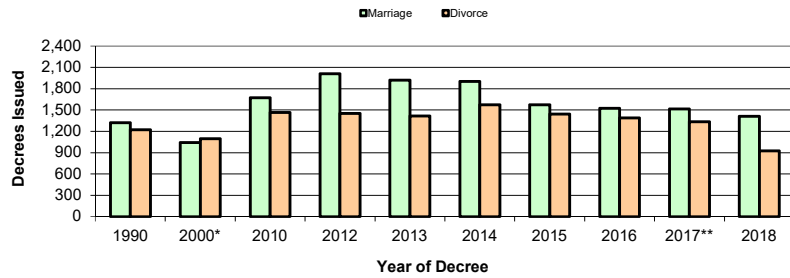
Number of Marriage and Divorce Decrees Reported Issued by Choctaw County



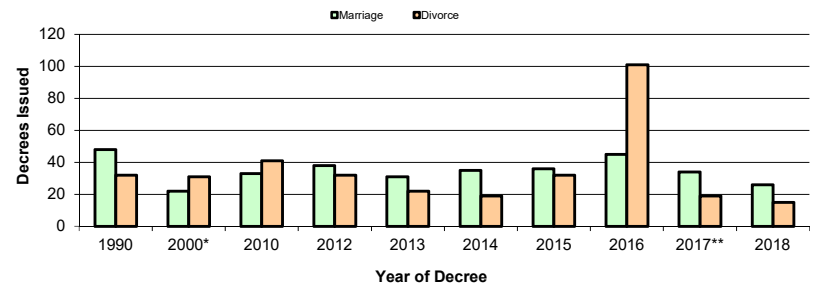
Number of Marriage and Divorce Decrees Reported Issued by Cimarron County



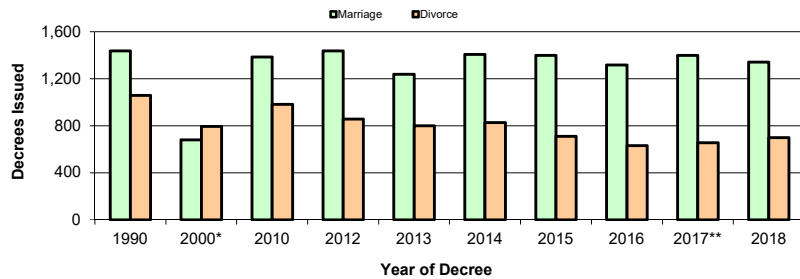
Number of Marriage and Divorce Decrees Reported Issued by Cleveland County



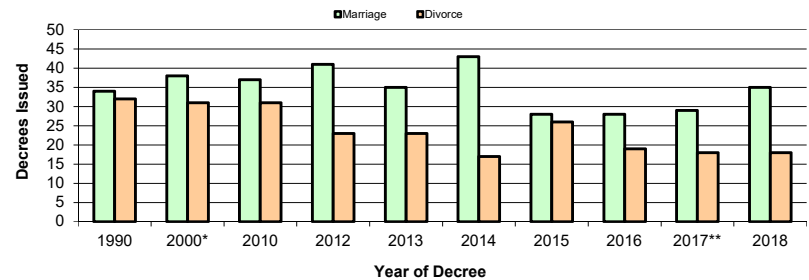
Number of Marriage and Divorce Decrees Reported Issued by Coal County



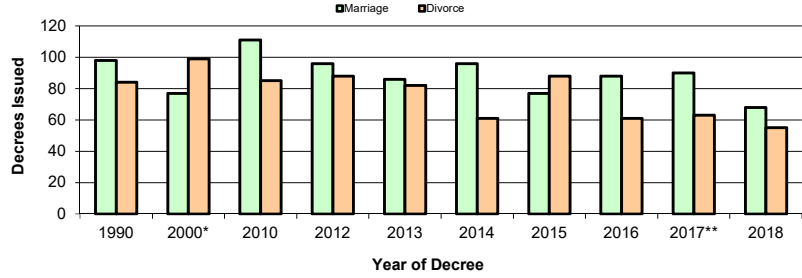
Number of Marriage and Divorce Decrees Reported Issued by Comanche County



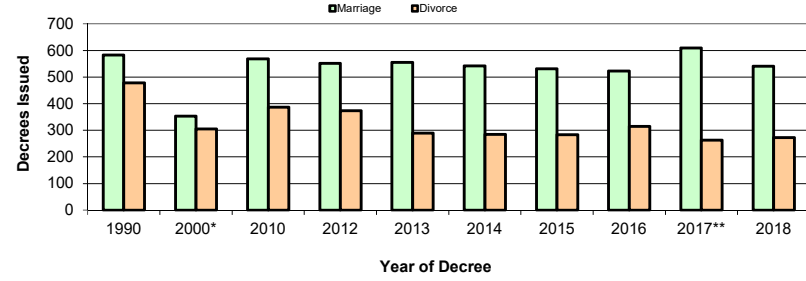
Number of Marriage and Divorce Decrees Reported Issued by Cotton County



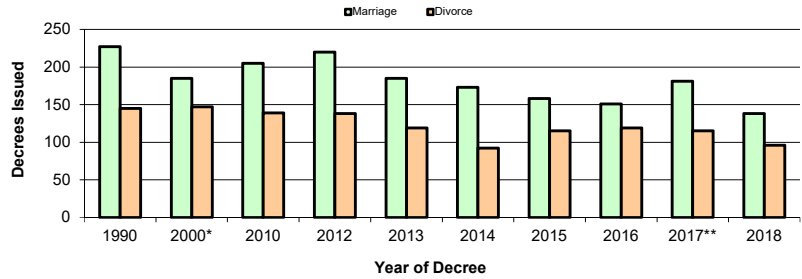
Number of Marriage and Divorce Decrees Reported Issued by Craig County



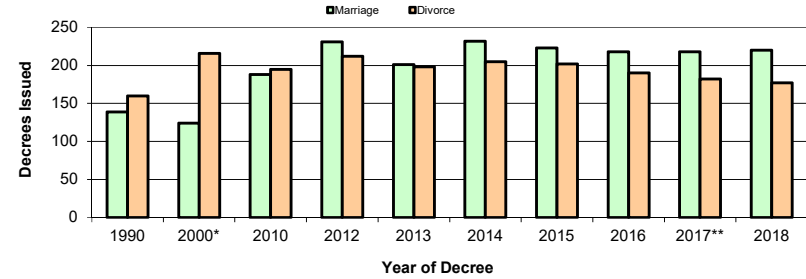
Number of Marriage and Divorce Decrees Reported Issued by Creek County



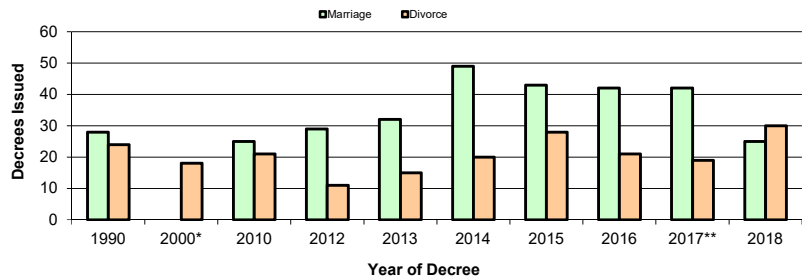
Number of Marriage and Divorce Decrees Reported Issued by Custer County



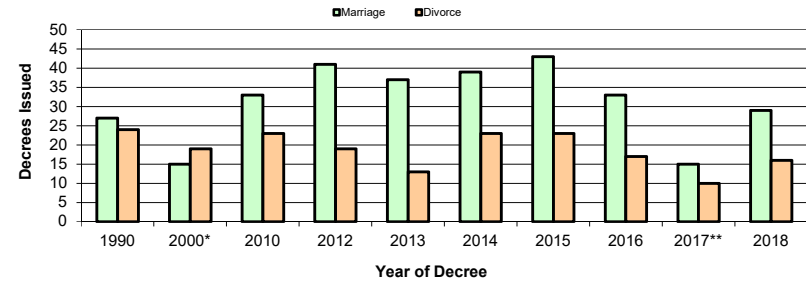
Number of Marriage and Divorce Decrees Reported Issued by Delaware County



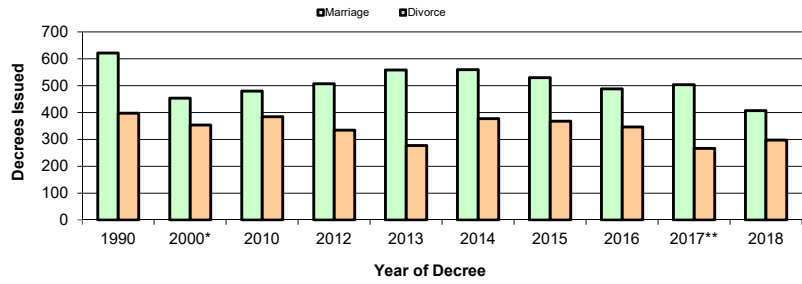
Number of Marriage and Divorce Decrees Reported Issued by Dewey County



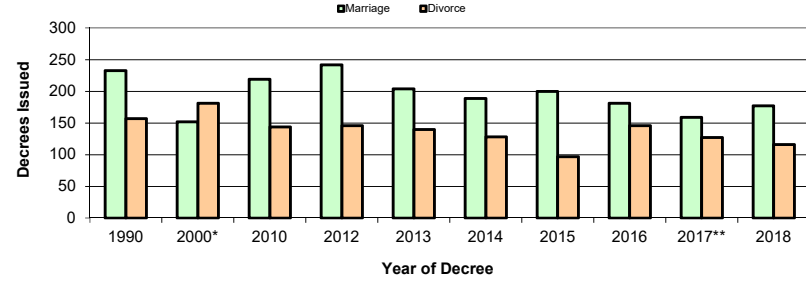
Number of Marriage and Divorce Decrees Reported Issued by Ellis County



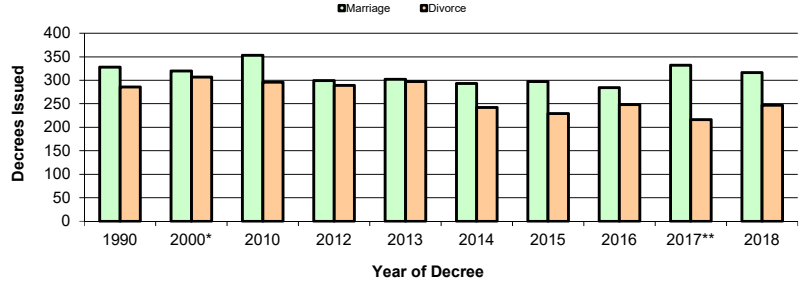
Number of Marriage and Divorce Decrees Reported Issued by Garfield County



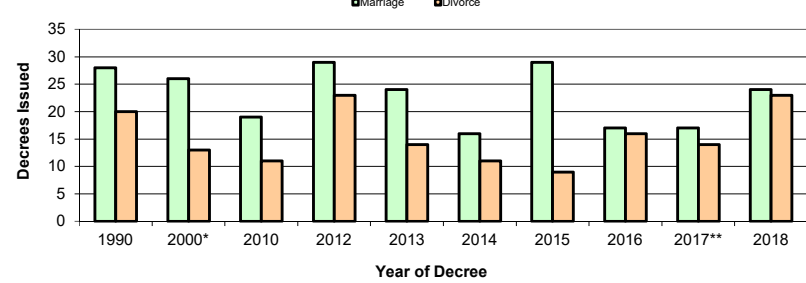
Number of Marriage and Divorce Decrees Reported Issued by Garvin County



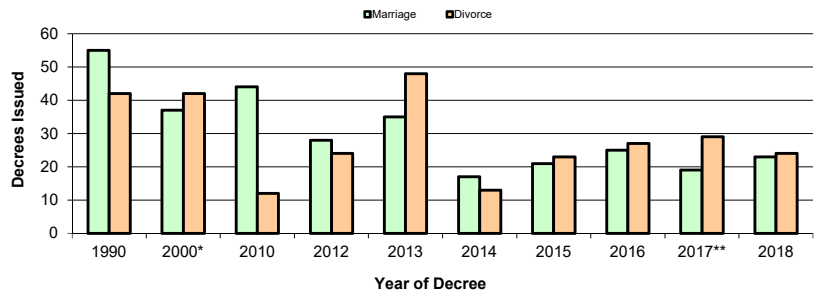
Number of Marriage and Divorce Decrees Reported Issued by Grady County



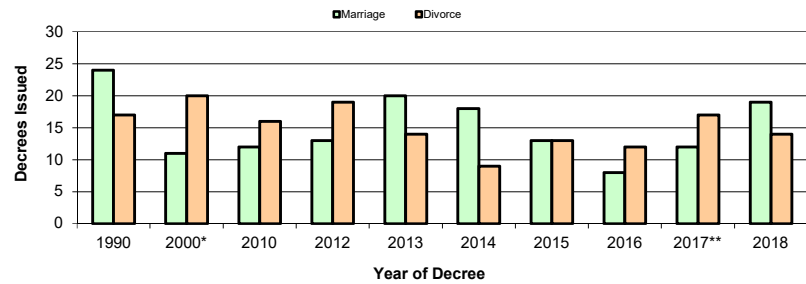
Number of Marriage and Divorce Decrees Reported Issued by Grant County



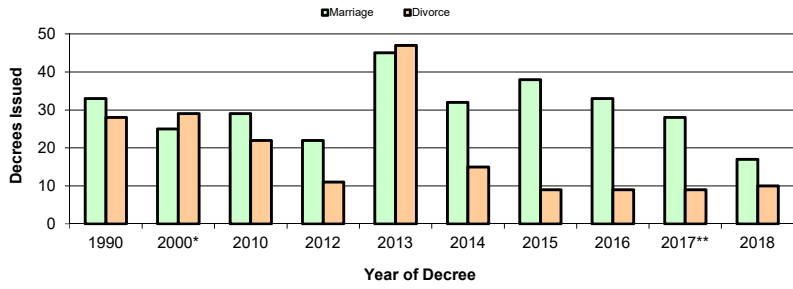
Number of Marriage and Divorce Decrees Reported Issued by Greer County



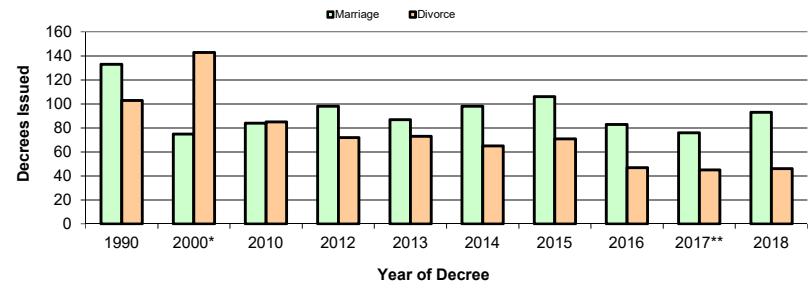
Number of Marriage and Divorce Decrees Reported Issued by Harmon County



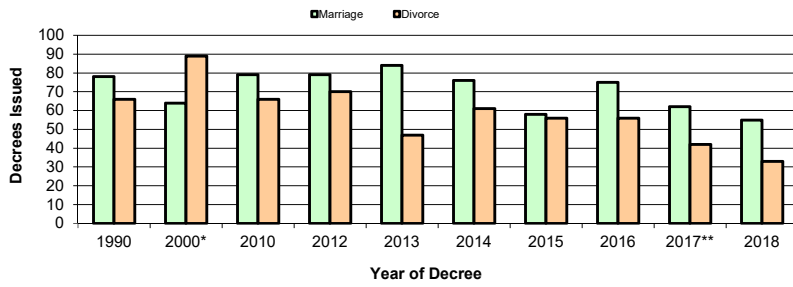
Number of Marriage and Divorce Decrees Reported Issued by Harper County



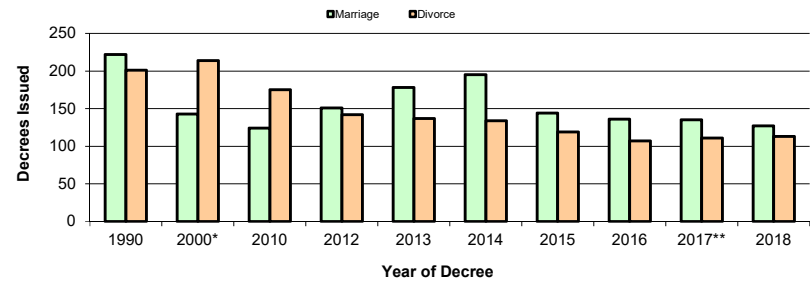
Number of Marriage and Divorce Decrees Reported Issued by Haskell County



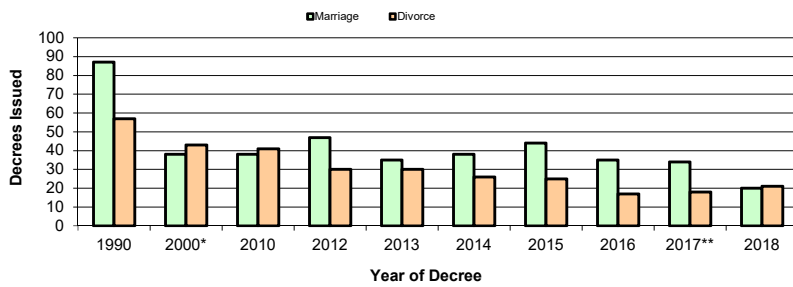
Number of Marriage and Divorce Decrees Reported Issued by Hughes County



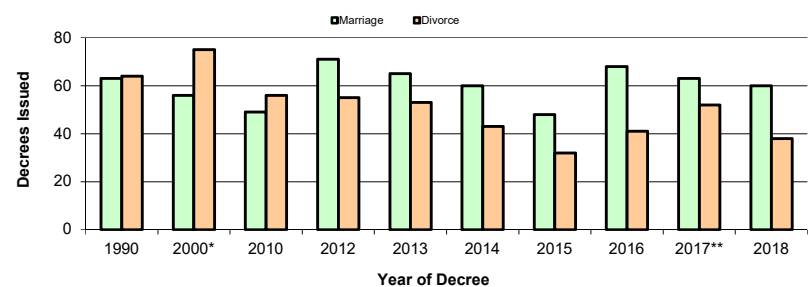
Number of Marriage and Divorce Decrees Reported Issued by Jackson County



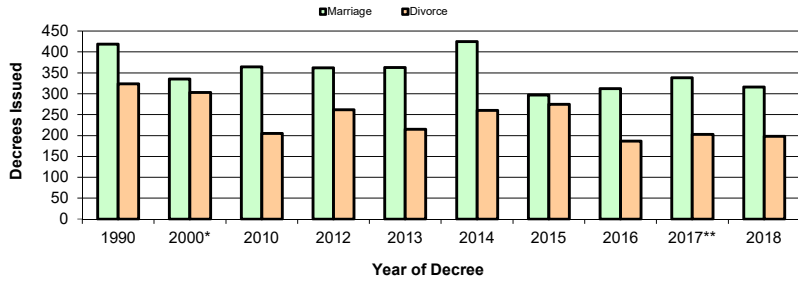
Number of Marriage and Divorce Decrees Reported Issued by Jefferson County



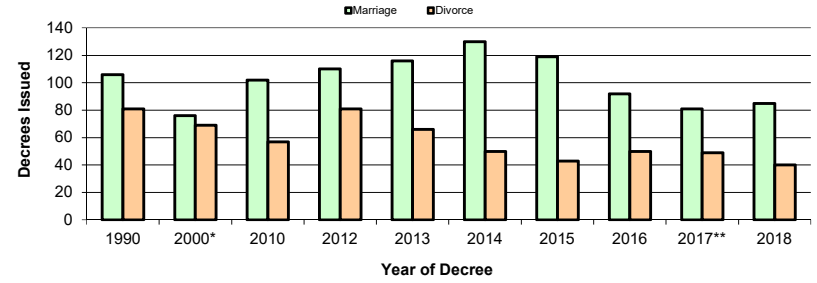
Number of Marriage and Divorce Decrees Reported Issued by Johnston County



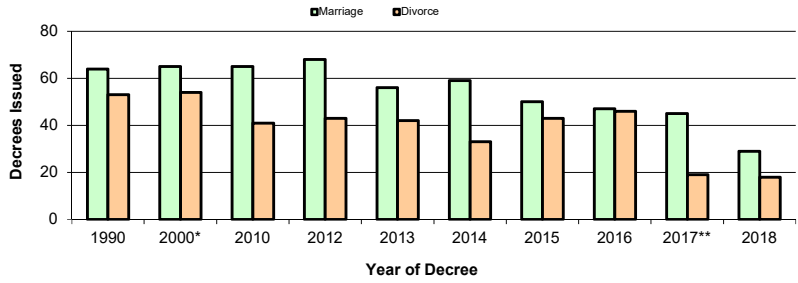
Number of Marriage and Divorce Decrees Reported Issued by Kay County



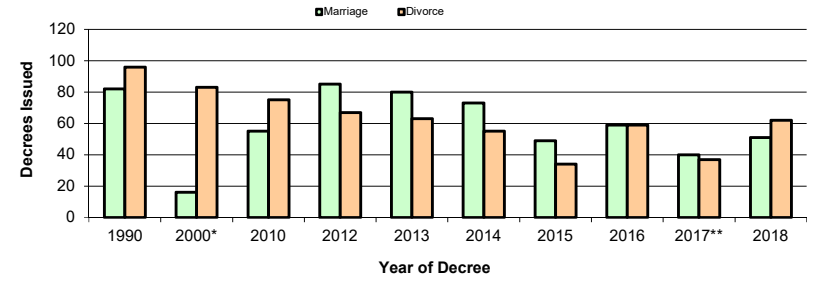
Number of Marriage and Divorce Decrees Reported Issued by Kingfisher County



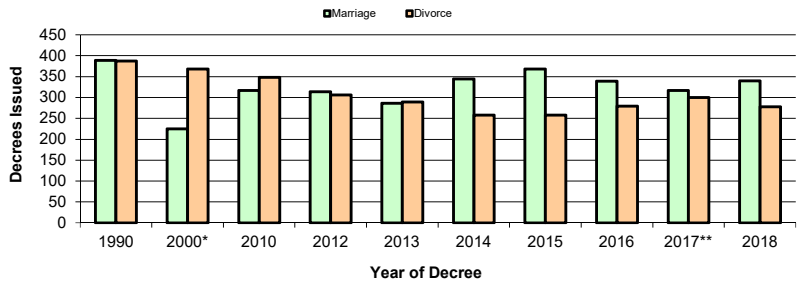
Number of Marriage and Divorce Decrees Reported Issued by Kiowa County



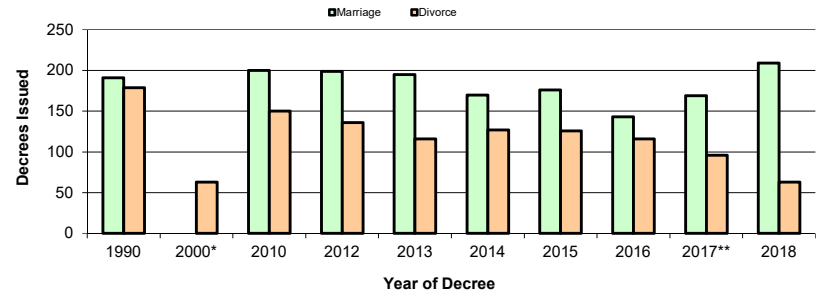
Number of Marriage and Divorce Decrees Reported Issued by Latimer County



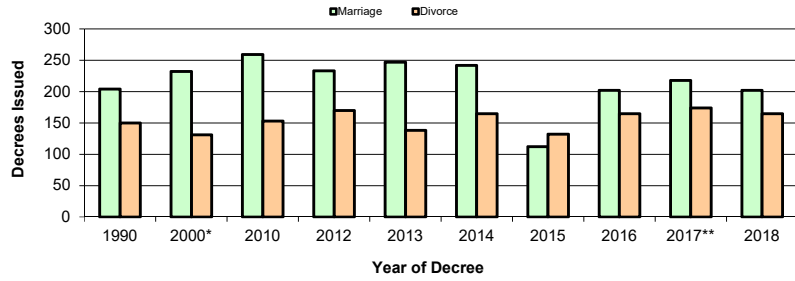
Number of Marriage and Divorce Decrees Reported Issued by LeFlore County



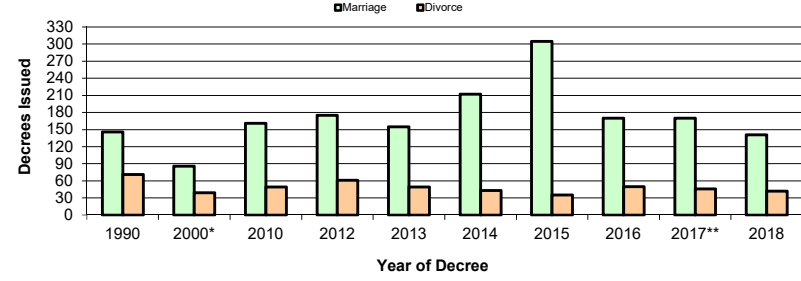
Number of Marriage and Divorce Decrees Reported Issued by Lincoln County



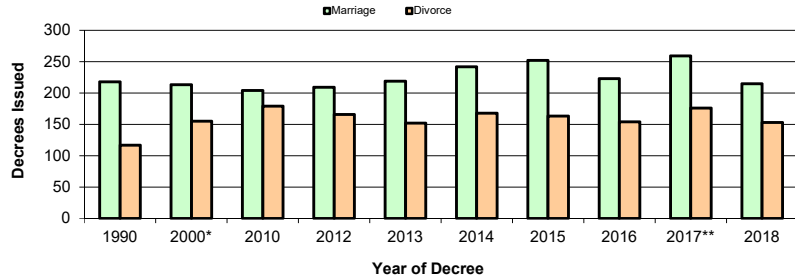
Number of Marriage and Divorce Decrees Reported Issued by Logan County



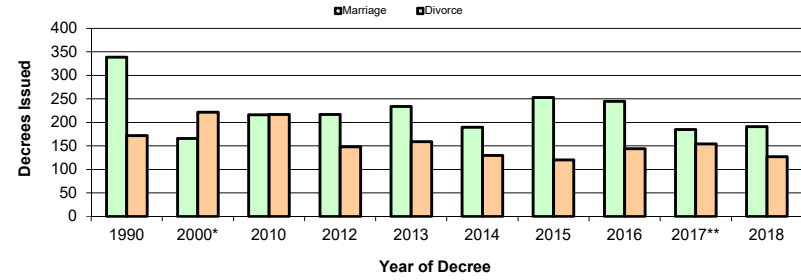
Number of Marriage and Divorce Decrees Reported Issued by Love County



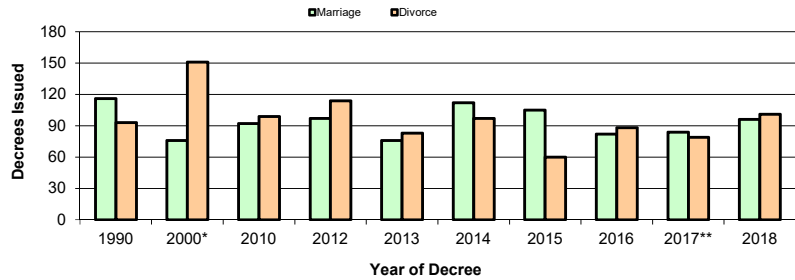
Number of Marriage and Divorce Decrees Reported Issued by McClain County



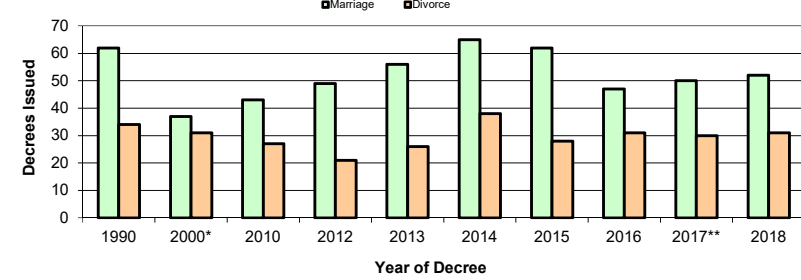
Number of Marriage and Divorce Decrees Reported Issued by McCurtain County



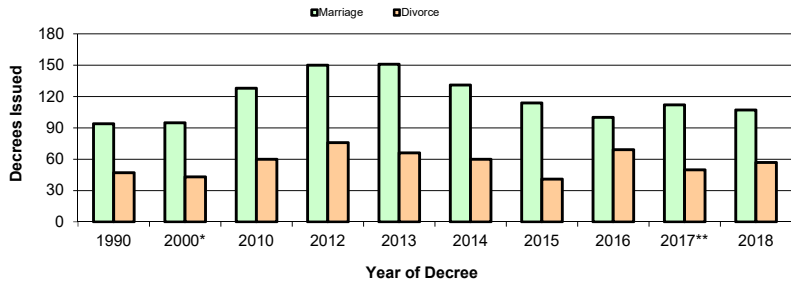
Number of Marriage and Divorce Decrees Reported Issued by McIntosh County



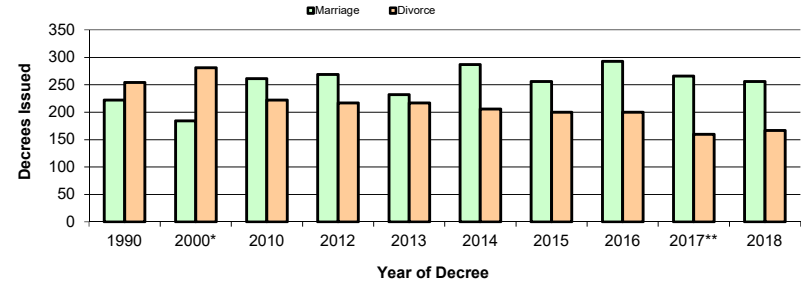
Number of Marriage and Divorce Decrees Reported Issued by Major County



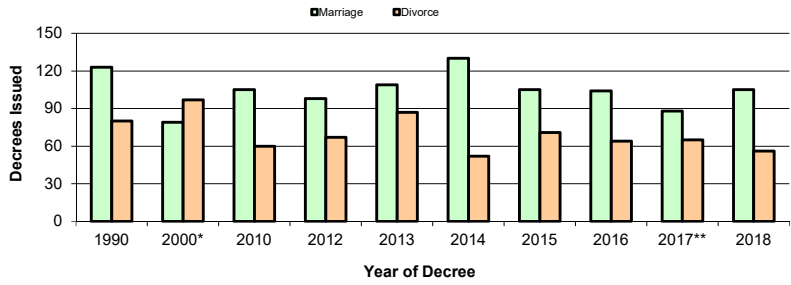
Number of Marriage and Divorce Decrees Reported Issued by Marshall County



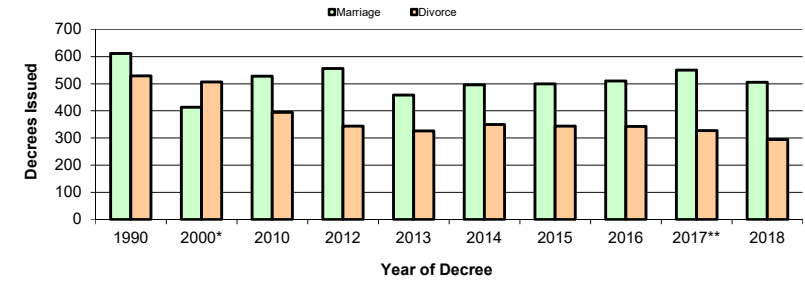
Number of Marriage and Divorce Decrees Reported Issued by Mayes County



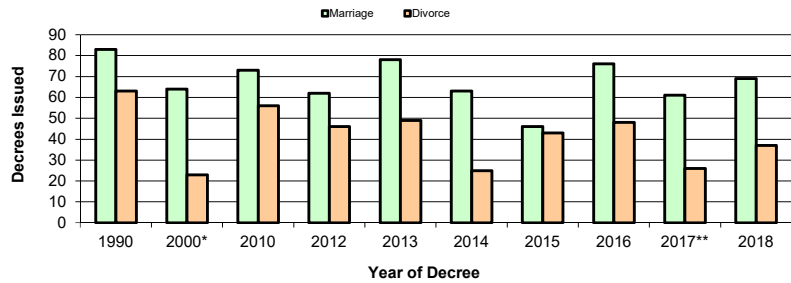
Number of Marriage and Divorce Decrees Reported Issued by Murray County



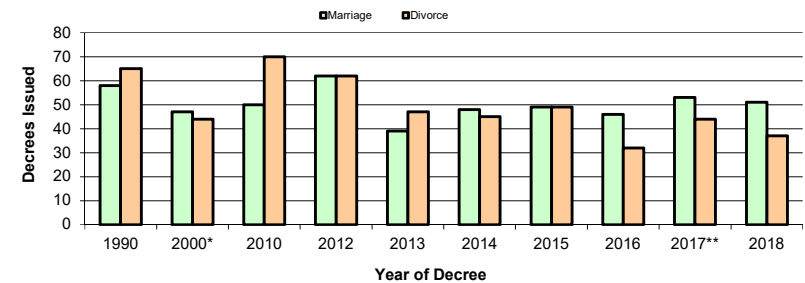
Number of Marriage and Divorce Decrees Reported Issued by Muskogee County



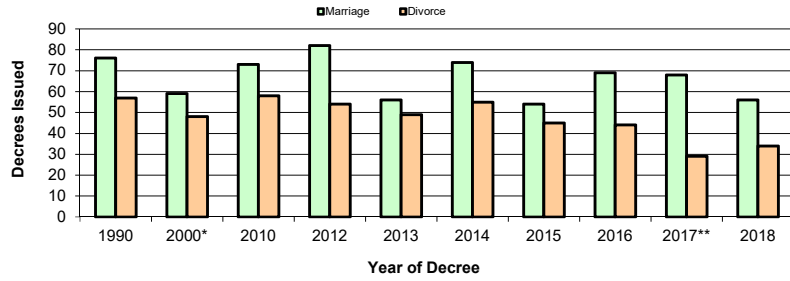
Number of Marriage and Divorce Decrees Reported Issued by Noble County



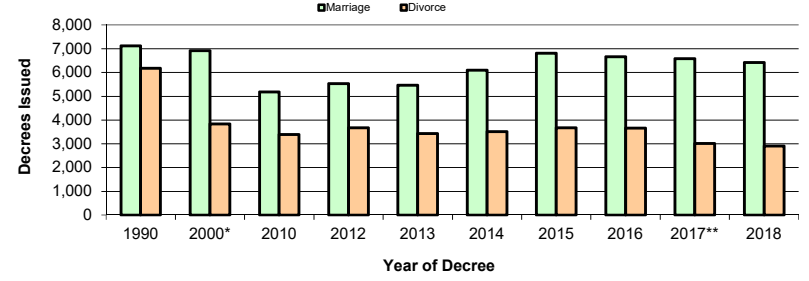
Number of Marriage and Divorce Decrees Reported Issued by Nowata County



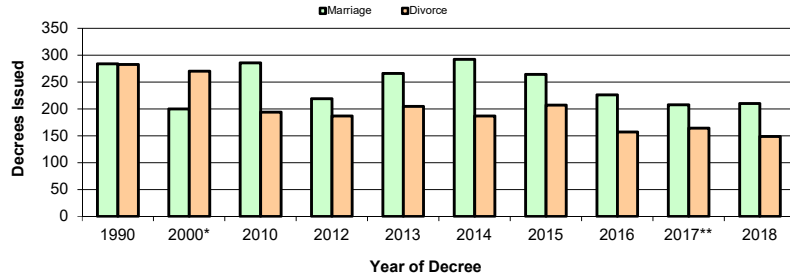
Number of Marriage and Divorce Decrees Reported Issued by Okfuskee County



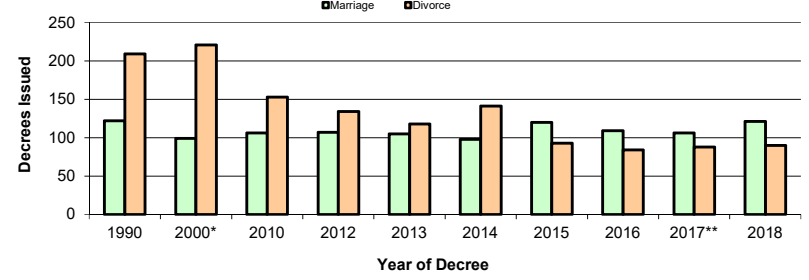
Number of Marriage and Divorce Decrees Reported Issued by Oklahoma County



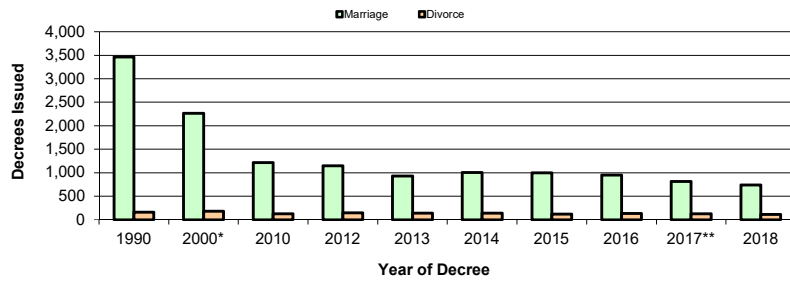
Number of Marriage and Divorce Decrees Reported Issued by Okmulgee County



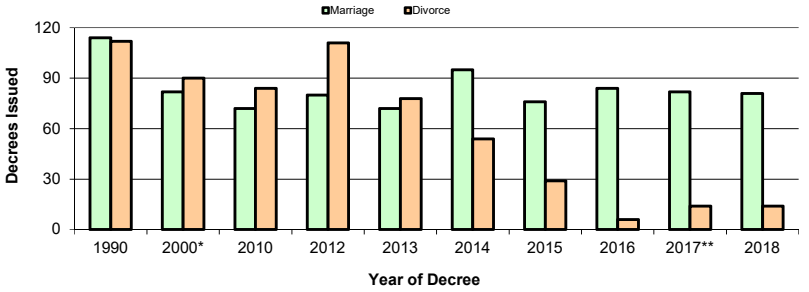
Number of Marriage and Divorce Decrees Reported Issued by Osage County



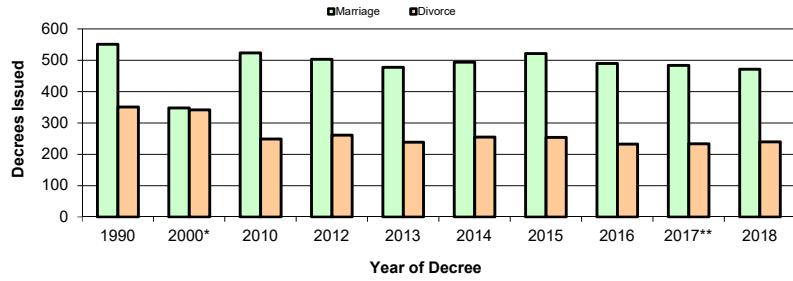
Number of Marriage and Divorce Decrees Reported Issued by Ottawa County



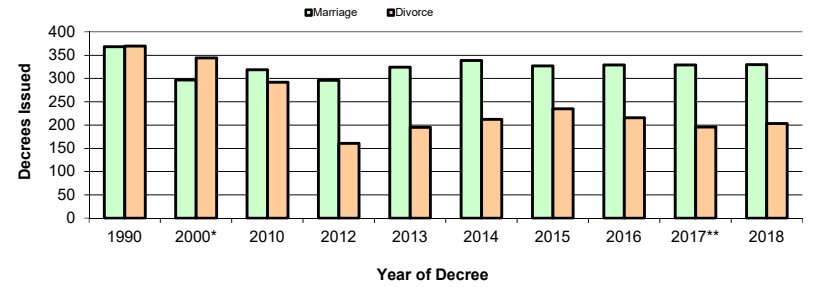
Number of Marriage and Divorce Decrees Reported Issued by Pawnee County



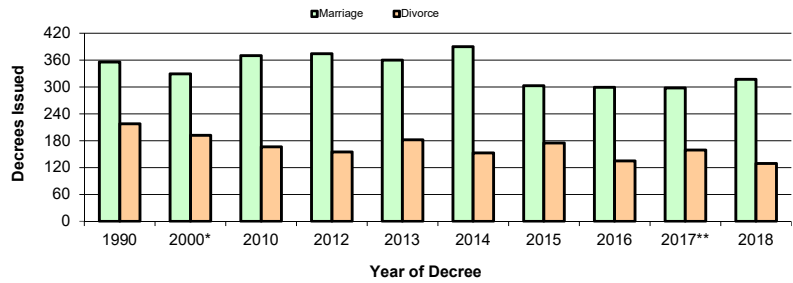
Number of Marriage and Divorce Decrees Reported Issued by Payne County



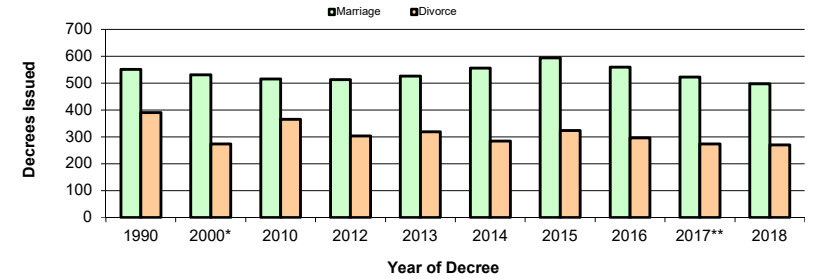
Number of Marriage and Divorce Decrees Reported Issued by Pittsburg County



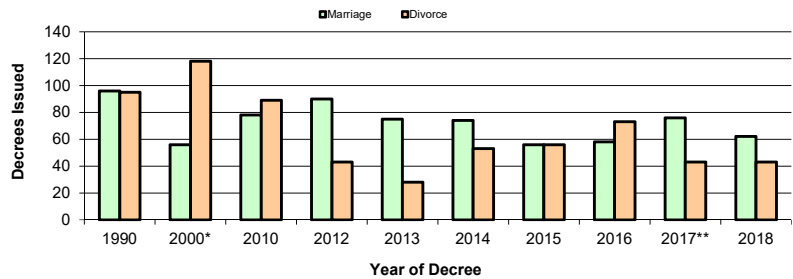
Number of Marriage and Divorce Decrees Reported Issued by Pontotoc County



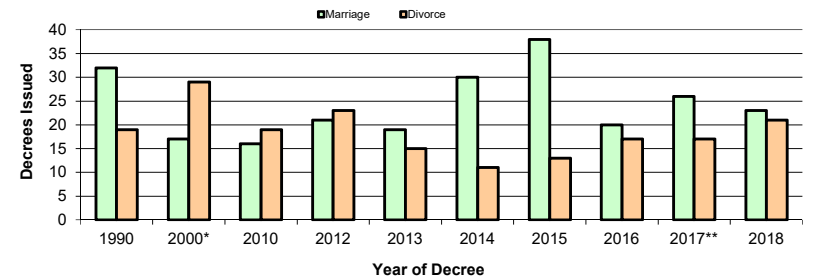
Number of Marriage and Divorce Decrees Reported Issued by Pottawatomie County



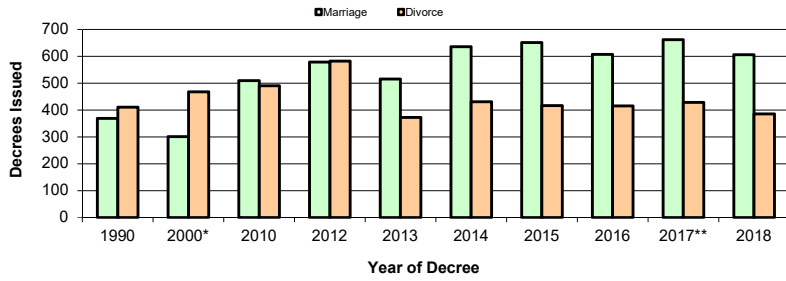
Number of Marriage and Divorce Decrees Reported Issued by Pushmataha County



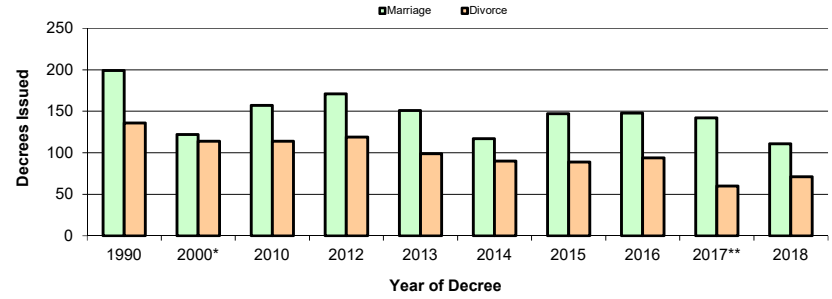
Number of Marriage and Divorce Decrees Reported Issued by Roger Mills County



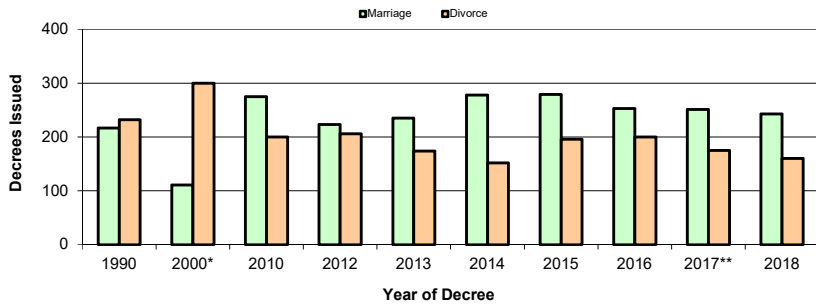
Number of Marriage and Divorce Decrees Reported Issued by Rogers County



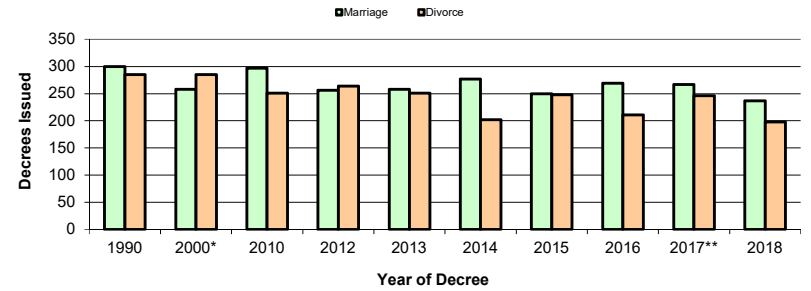
Number of Marriage and Divorce Decrees Reported Issued by Seminole County



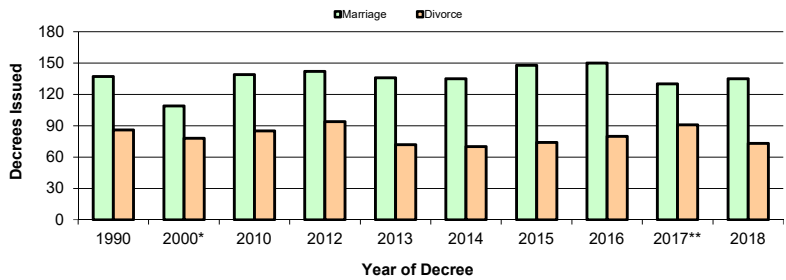
Number of Marriage and Divorce Decrees Reported Issued by Sequoyah County



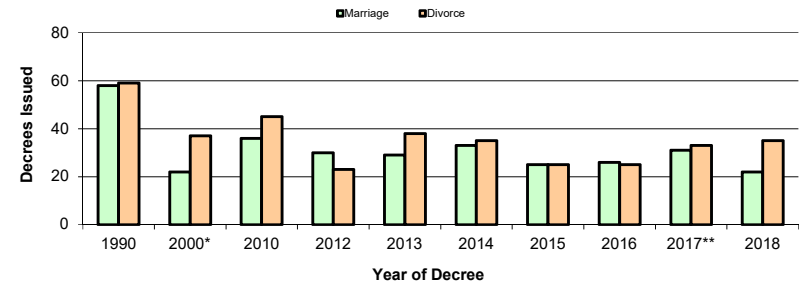
Number of Marriage and Divorce Decrees Reported Issued by Stephens County



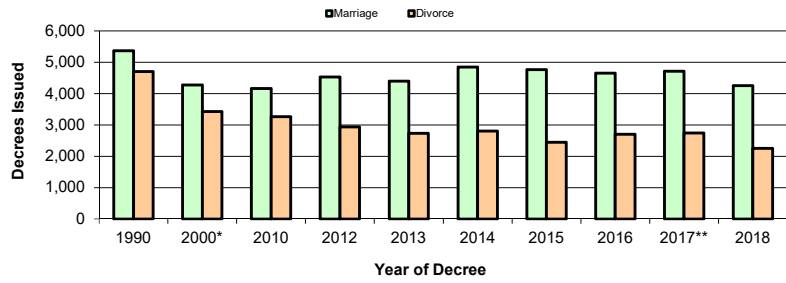
Number of Marriage and Divorce Decrees Reported Issued by Texas County



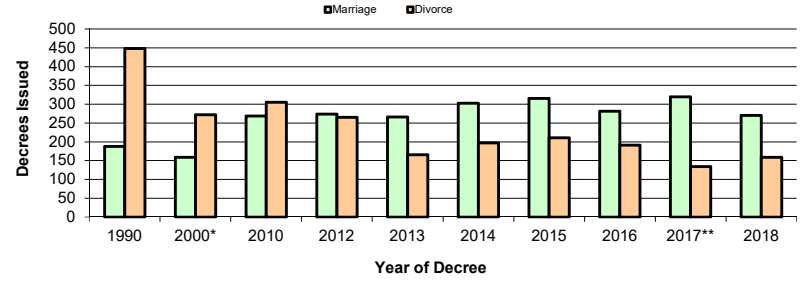
Number of Marriage and Divorce Decrees Reported Issued by Tillman County



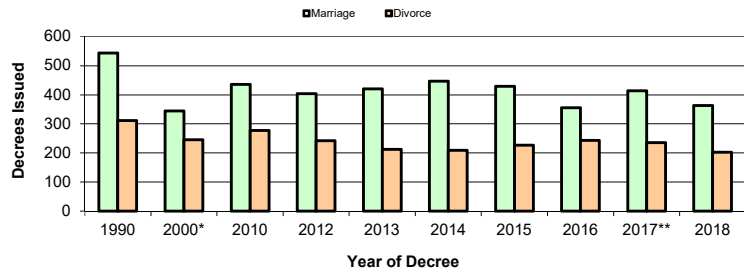
Number of Marriage and Divorce Decrees Reported Issued by Tulsa County



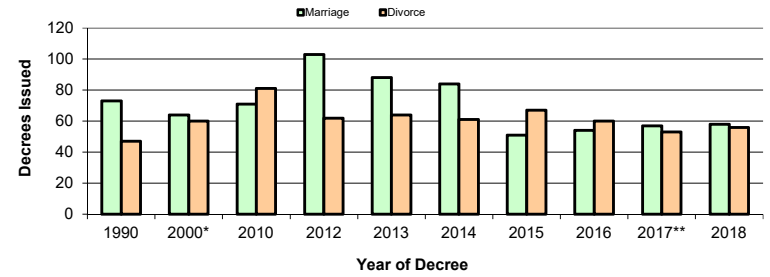
Number of Marriage and Divorce Decrees Reported Issued by Wagoner County



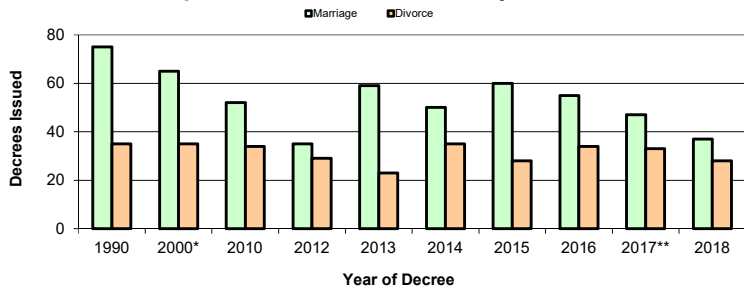
Number of Marriage and Divorce Decrees Reported Issued by Washington County



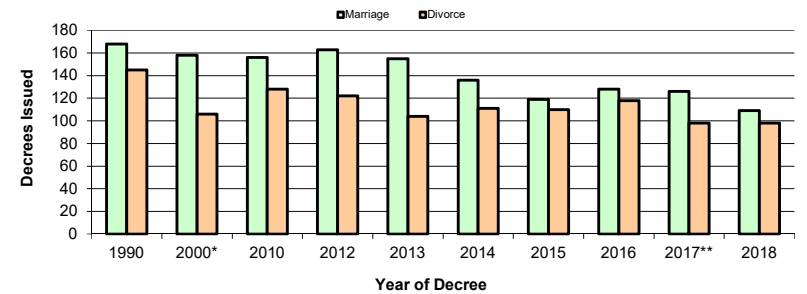
Number of Marriage and Divorce Decrees Reported Issued by Washita County



Number of Marriage and Divorce Decrees Reported Issued by Woods County



Number of Marriage and Divorce Decrees Reported Issued by Woodward County



Acknowledgments

Tom Bates, JD
Interim Commissioner of Health

Derek Pate, DrPH
Director, Center for Health Statistics

Authors

Jeff Wallace
OK2SHARE Coordinator
Center for Health Statistics

Ryan Webb, MPH
Administrative Program Manager, Quality Assurance & Data Management
Center for Health Statistics

This publication was issued by the Oklahoma State Department of Health (OSDH), an equal opportunity employer and provider. A digital file has been deposited with the Publications Clearinghouse of the Oklahoma Department of Libraries in compliance with section 3-114 of Title 65 of the Oklahoma Statutes and is available for download at www.documents.ok.gov.
| Issued August 2019

